

Fuel Economy Guide

MODEL YEAR
2024

Save fuel. \$ave money.



[fueleconomy.gov](https://www.fueleconomy.gov)




U.S. Department of Energy
Office of Energy Efficiency and Renewable Energy
U.S. Environmental Protection Agency



UPDATED: January 18, 2024

USING THE FUEL ECONOMY GUIDE



CONTENTS

- i** Using the *Fuel Economy Guide*
- 1** How the *Guide* is Organized
- 1** Why Some Vehicles Are Not Listed
- 1** Vehicle Classes Used in this Guide
- 2** Understanding the *Guide* Listings
- 3** Tax Incentives and Disincentives
- 3** Fuel Economy Saves You Money
- 4** Fueling Options
- 5** Alternative Fueling Station Locator
- 6** Improve Your Fuel Economy
- 7** Advanced Vehicle Technologies
- 8** Annual Fuel Cost Ranges for Vehicle Classes
- 9** Most Efficient Vehicles
- 10** 2024 Model Year Vehicles
- 35** All-Electric Vehicles
- 32** Plug-In Hybrid Electric Vehicles
- 40** Diesel Vehicles
- 42** Ethanol Flexible Fuel Vehicles

The U.S. Environmental Protection Agency (EPA) and U.S. Department of Energy (DOE) produce the *Fuel Economy Guide* to help car buyers choose the most fuel-efficient vehicle that meets their needs. The *Guide* is available on the Web at [fueleconomy.gov](https://www.fueleconomy.gov).

Fuel Economy Estimates

The purpose of EPA's fuel economy estimates is to provide a reliable basis for comparing vehicles.

Most vehicles in this guide (other than plug-in hybrids) have three fuel economy estimates:

- A "city" estimate that represents urban driving, in which a vehicle is started in the morning (after being parked all night) and driven in stop-and-go traffic
- A "highway" estimate that represents a mixture of rural and interstate highway driving in a warmed-up vehicle, typical of longer trips in free-flowing traffic
- A "combined" estimate that represents a combination of city driving (55%) and highway driving (45%)

Estimates for all vehicles are based on laboratory testing under standardized conditions to allow for fair comparisons.

Flexible fuel vehicles (FFVs), which can use gasoline and E85, have estimates for both fuels. Plug-in hybrid electric vehicles (PHEVs) have estimates for (1) electric-only or blended electric and gasoline operation and (2) gasoline-only operation. PHEVs are discussed in more detail on page 32. For answers to frequently asked questions about fuel economy estimates, visit [fueleconomy.gov](https://www.fueleconomy.gov).

Annual Fuel Cost Estimates

This guide provides annual fuel cost estimates, rounded to the nearest \$50, for each vehicle. The estimates are based on the assumptions that you travel 15,000 miles per year (55% under city driving conditions and 45% under highway conditions) and that fuel costs \$3.06/gallon for regular unleaded gasoline, \$3.60/gallon for mid-grade unleaded gasoline, and \$3.95/gallon for premium. Cost-per-gallon assumptions for vehicles that use other fuel types are discussed at the beginning of those vehicle sections.

Visit [fueleconomy.gov](https://www.fueleconomy.gov) to personalize fuel costs based on current fuel prices and your driving habits.

Your Fuel Economy Will Vary

EPA's fuel economy values are good estimates of the fuel economy a typical driver will achieve under average driving conditions and provide a good basis to compare one vehicle to another. Still, your fuel economy may be slightly higher or lower than EPA's estimates. Fuel economy varies, sometimes significantly, based on driving conditions, driving style, and other factors.

To ensure that estimates are consistent across different makes and models, the EPA estimates are based on a standardized, repeatable testing procedure. These tests model an "average" driver's environment and behavior based on real-world conditions, such as stop-and-go traffic.

However, it is impossible for a single test to predict fuel economy precisely for all drivers in all environments. For example, the following factors can lower your vehicle's fuel economy:

- Aggressive driving (speeding and hard acceleration and hard braking)
- Excessive idling, accelerating, and braking in stop-and-go traffic
- Cold weather (engines are more efficient when warmed up). The impact is greater for short trips.
- Driving with a heavy load or with the air conditioner running
- Improperly tuned engine or under-inflated tires
- Driving on mountainous or hilly terrain
- High-performance or snow tires
- Use of remote starters

In addition, small variations in vehicle manufacturing can cause fuel economy variations in the same make and model, and some vehicles don't attain maximum fuel economy until they are "broken in" (around 3,000–5,000 miles).

With fuel-efficient driving techniques, drivers may also achieve better fuel economy than the EPA estimates. See "Improve Your Fuel Economy" on page 6 for tips on maximizing your fuel economy.

The EPA ratings are a useful tool for comparing vehicles because they are always done in precisely the same way under the same set of conditions. However, they may not accurately predict the fuel economy *you* will get. This is also true for annual fuel cost estimates. For more information on fuel economy ratings and factors that affect fuel economy, visit [fueleconomy.gov](https://www.fueleconomy.gov).



HOW THE *GUIDE* IS ORGANIZED

Fuel economy estimates for all vehicles begin with the "2024 Model Year Vehicles" section on page 10. Vehicles are organized by EPA vehicle class and, for trucks and vans, drive type (two- or four-wheel drive).

Additional sections are dedicated to specific vehicle technology or fuel types for consumers looking for advanced vehicles or alternatives to gasoline vehicles—diesels, plug-in hybrids, all-electric vehicles, flex-fuel vehicles, and fuel cell vehicles.

WHY SOME VEHICLES ARE NOT LISTED

Light-duty fuel economy regulations do not apply to

- Sport utility vehicles (SUVs) and passenger vans with a gross vehicle weight rating (GVWR) of more than 10,000 pounds—GVWR is the vehicle weight plus carrying capacity
- Other vehicles with a GVWR of 8,500 pounds or more

Therefore, manufacturers do not have to estimate their fuel economy, and fuel economy labels are not posted on their windows. Also, fuel economy information on some vehicles was not available in time to be included in this guide. More up-to-date information can be found at [fueleconomy.gov](https://www.fueleconomy.gov).

VEHICLE CLASSES USED IN THIS GUIDE

| CARS | | TRUCKS | |
|------------------------|---------------------------------------|---------------------------------|--|
| Class | Passenger & Cargo Volume (cu. ft.) | Class | Gross Vehicle Weight Rating* (pounds) |
| TWO-SEATER CARS | Any | PICKUP TRUCKS | |
| SEDANS | | Small | Under 6,000 |
| Minicompact | Under 85 | Standard | 6,000 to 8,500 |
| Subcompact | 85 to 99 | VANS | |
| Compact | 100 to 109 | Passenger | Under 10,000 |
| Midsize | 110 to 119 | Cargo | Under 8,500 |
| Large | 120 or more | MINIVANS | Under 8,500 |
| STATION WAGONS | | SPORT UTILITY VEHICLES | |
| Small | Under 130 | Small | Under 6,000 |
| Midsize | 130 to 159 | Standard | 6,000 to 9,999 |
| Large | 160 or more | SPECIAL PURPOSE VEHICLES | Under 8,500 |

*Gross vehicle weight rating is vehicle weight plus carrying capacity.

UNDERSTANDING THE *GUIDE* LISTINGS

We hope you find the *Fuel Economy Guide* easy to use! Fuel economy and annual fuel cost data are organized by vehicle class (see page 1 for a list of classes). Within each class, vehicles are listed alphabetically by manufacturer and model.

Vehicle models with different features, such as engine size or transmission type, are listed separately. Engine and transmission attributes are shown in the first column under the model name.

Additional attributes needed to distinguish among vehicles (e.g., fuel type or suggested fuel grade) are listed in the "Notes" column. A legend for abbreviations is provided on page 10.

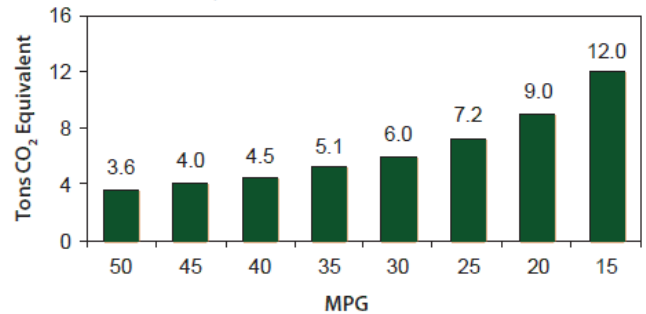
A "P" in the "Notes" column indicates that the manufacturer *recommends* that the vehicle be fueled with premium-grade gasoline, and a "PR" indicates that the manufacturer *requires* premium. The higher price of premium fuel is reflected in the annual fuel cost of these vehicles.

The most fuel-efficient vehicles in each class and alternative fuel vehicles are indicated with special markings (see the diagram below). Vehicles that can use more than one kind of fuel have an entry for each fuel type. Interior passenger and cargo volumes are located in the index at the back of the *Guide*.

Each vehicle listing includes a greenhouse gas (GHG) rating on a scale of 1 (worst) to 10 (best). This rating is a comparison of the tailpipe GHG emissions of the vehicle to those of other vehicles of the same model year.

Highway vehicles account for about 23% (1.4 billion tons) of U.S. greenhouse gas emissions each year. The average recent-model vehicle causes the release of 5 to 9 tons of GHGs each year. Switching from a vehicle that gets 20 miles per gallon (MPG) to one that gets 25 MPG can reduce GHG emissions by 1.7 tons per year. Switching to an electric vehicle could reduce your GHG emissions even more. Check out EPA and DOE's Beyond Tailpipe Emissions Calculator to estimate the GHG emissions from owning a plug-in electric vehicle where you live (fuelconomy.gov/feg/Find.do?action=bt2).

Annual Greenhouse Gas Emissions by Vehicle MPG (gasoline vehicles)*



*Includes both tailpipe and upstream emissions

Sample Vehicle Listing
(Not Actual Data)

| Manufacturer Model Configuration (trans, eng size, cyl) | MPG | | Annual Fuel Cost | GHG Rating | Notes |
|--|------|----------|------------------------|---------------|--------|
| | Comb | City/Hwy | | | |
| BMW i4 eDrive35 Gran Coupe (18 inch Wheels) | | | | | |
| A-1 | 120 | 122/119 | \$600 | 10 | EV |
| MINI Cooper S Hardtop 2 door | | | | | |
| AM-S7, 2.0L, 4cyl | 31 | 28/38 | \$2,000 | 6 | P T SS |
| M-6, 2.0L, 4cyl | 27 | 23/33 | \$2,500 | 5 | P T SS |
| STANDARD PICKUP TRUCKS 2WD | | | | | |
| GMC Sierra 2WD | | | | | |
| A-10 5.3L, 8cyl | 18 | 16/21 | \$3,000 | 4 | SS |
| A-10 5.3L, 8cyl | 18 | 16/20 | \$3,000 | 4 | Gas |
| | 13 | 12/15 | \$3,400 | 4 | E85 |

Manufacturer

Model

The most fuel-efficient vehicle per class is marked with a green pointer (▶).

EPA combined city/highway MPG estimate based on 55% city and 45% highway driving

Vehicle class

Transmission information: type (A=automatic, A-S=automatic with select shift, AV=continuously variable, M=manual, etc.) followed by number of gears or speeds

Alternative fuel vehicles are highlighted by a light blue bar, and those that can use two kinds of fuel, such as flexible fuel vehicles (FFVs), have an entry for each fuel type.

Engine size (in liters) followed by number of cylinders. EXAMPLE: 5.3-liter, 8-cylinder engine

Compares the tailpipe greenhouse gas emissions to those of other vehicles of the same model year on a scale of 1 (worst) to 10 (best)

EPA city & highway MPG estimates. EXAMPLE: 122 MPG city; 119 MPG highway

Additional information to help further identify the vehicle (e.g., engine and fuel system info) along with other useful information about features, required fuel grade, etc. EXAMPLE: P=premium gasoline recommended, T=turbocharger, SS=stop-start

Estimated annual fuel cost, assuming 15,000 miles of travel a year (55% city and 45% highway) and an average fuel price

FFVs have fuel economy, fuel cost, and GHG estimates for both gasoline and E85.



Federal Tax Credits

You may be eligible for a federal income tax credit of up to \$7,500 if you purchase a qualifying all-electric vehicle (EV), plug-in hybrid, or fuel cell vehicle in 2023–2024.

Qualifying EVs and plug-in hybrids have been eligible for a federal income tax credit for over a decade, but the Inflation Reduction Act of 2023 recently changed the eligibility requirements significantly. The new legislation also extends the tax credits to qualifying fuel cell vehicles.

Tax credits and eligible vehicles can vary greatly depending on several factors, including when the vehicle is purchased and put into service.

Visit [fueleconomy.gov](https://www.fueleconomy.gov) for more information on qualifying models, credit amounts, and vehicle and buyer requirements.

Gas Guzzler Tax

The Energy Tax Act of 1978 requires auto companies to pay a "gas guzzler" tax on the sale of cars with exceptionally low fuel economy. Such vehicles are identified in the *Guide* by the word "Tax" in the "Notes" column. In the dealer showroom, the words "Gas Guzzler" and the tax amount are listed on the vehicle's fuel economy label. The tax does not apply to light trucks.

Fuel Economy Saves You Money

The average household spends about one-fifth of its total family expenditures on transportation, making it the second most expensive category after housing. You could save as much as \$1,000 (or more) in fuel costs each year by choosing the most fuel-efficient vehicle in a particular class. This can add up to thousands of dollars over a vehicle's lifetime. Fuel-efficient models come in all shapes and sizes, so you need not sacrifice utility or size.

Each vehicle listing in the *Fuel Economy Guide* provides an estimated annual fuel cost (see page i). The Find and Compare Cars tool at [fueleconomy.gov](https://www.fueleconomy.gov) features an annual fuel cost calculator that allows you to insert your local gasoline prices and typical driving conditions (percentage of city and highway driving) to obtain more accurate fuel cost information for your vehicle.



Ethanol Blends—E85, E15, and E10

Ethanol is a domestically produced, renewable fuel made primarily from corn and sugar cane. The use of ethanol as a vehicle fuel can reduce greenhouse gas (GHG) emissions.

E10 is a blend of 10% ethanol and 90% gasoline and is legal for use in any gasoline-powered vehicle. Most of the gasoline sold in the U.S. contains up to 10% ethanol to boost octane, meet air quality requirements, or satisfy the federal Renewable Fuel Standard. As of 2011, EPA began allowing the use of E15 in model year 2001 and newer gasoline vehicles. Ethanol contains about one-third less energy than gasoline. So, vehicles will typically go 3%–4% fewer miles per gallon on E10 and 4%–5% fewer miles per gallon on E15 than on 100% gasoline. While E10 is available everywhere, E15 is currently available at more than 1,300 stations in the United States.

E85 (or flex fuel) is a high-level ethanol-gasoline blend containing 51%–83% ethanol, depending on the season and geographic location. Drivers can use E85 in flexible fuel vehicles (FFVs), which are specially designed to run on gasoline, E85, or any mixture of the two. FFVs are offered by several vehicle manufacturers. To determine whether your vehicle is an FFV, check the inside of your car's fuel filler door for an identification sticker or consult your owner's manual. More than 4,200 filling stations in the United States currently sell E85. Visit afdc.energy.gov/locator/stations to find stations near you.

FFVs typically experience a 15%–27% drop in fuel economy when operating on E85 instead of regular gasoline due to ethanol's lower energy content and other factors, assuming gasoline typically contains about 10% ethanol. Drivers should notice no degradation in performance. In fact, some FFVs produce more torque and horsepower when fueled with higher-level ethanol blends.

Biodiesel

Biodiesel is a domestically produced renewable fuel manufactured from vegetable oils or animal fats for use in diesel vehicles. Using biodiesel in place of petroleum diesel can reduce GHG emissions.

Biodiesel can be blended with petroleum diesel at any percentage. B20 is a common biodiesel blend that contains 20% biodiesel and 80% petroleum diesel. B5 (5% biodiesel and 95% petroleum diesel) is another common blend. All vehicle manufacturers have approved biodiesel blends up to and including B5 for use in all diesel engines, and some have approved the use of blends up to B20 in a few recent model year vehicles. Keep in mind that using higher-level biodiesel blends may affect your vehicle warranty. Check your owner's manual or check with your vehicle manufacturer to determine the right blend for your vehicle.

Purchase commercial-grade biodiesel from a reputable dealer. Never refuel with recycled grease or vegetable oil that has not been converted to biodiesel. It will damage your engine.

More than 1,300 stations currently dispense B20. Visit afdc.energy.gov/locator/stations to find service stations selling biodiesel near you.

Premium- vs Regular-Grade Gasoline

Regular unleaded (87 octane) is the recommended fuel for most gasoline vehicles. Using a higher-octane gasoline than recommended by the owner's manual does not improve performance or fuel efficiency under normal conditions. Check your owner's manual for the recommended grade of fuel for your vehicle, and visit fueleconomy.gov for more information about selecting the right octane for your vehicle.

Charging Your Electric or Plug-in Hybrid Vehicle

Electric vehicle (EV) and plug-in hybrid owners have several charging options. Many owners will do most of their charging at home. Some workplaces, businesses, and multi-unit dwellings (condos/apartments) provide charging, and more than 59,000 public charging stations with over 150,000 charging ports are available across the country.

There are three basic types of charging:

- **Level 1 charging:** You can plug into a regular 120-volt (V) outlet—the kind found in your home. This is the slowest type of charging—about 2 to 5 miles of range per hour of charging—but requires no special charger or outlet type. Most, if not all, plug-in vehicles are equipped with a cord to allow this type of charging.
- **Level 2 charging:** These chargers supply current at 208 to 240 V and provide 10 to 20 miles of range per hour of charging. Most public chargers are Level 2 chargers. You can also have a Level 2 charger installed at home. Most public chargers use a standard plug type

that is compatible with all vehicles from major manufacturers. Tesla charging stations use a different plug type that cannot be used by other vehicles. However, Tesla provides an adaptor that allows its vehicles to use both Tesla and standard Level 2 charging stations.

- **Fast charging:** Also called DC fast charging or DC quick charging, this is the fastest kind of charging, providing 60 to 80 miles of range (or more) to the battery in 20 minutes. Not all vehicles can accept fast charging, nor do all vehicles use the same type of plug for DC fast charging, so check your owner's manual. Quick charging stations are usually located along heavy traffic corridors. Due to expense and electric current requirements, they are not practical for home installation.

Note: Charge rate can vary based on vehicle model. So, check the owner's manual for estimated charge time. Charge rate also depends on other factors, such as the battery's state of charge and the ambient temperature. Visit afdc.energy.gov/fuels/electricity_infrastructure.html for more information.

ALTERNATIVE FUELING STATION LOCATOR

Wondering where you can fuel up your alternative fuel vehicle? The Alternative Fueling Station Locator can help you find a station near you or within a given distance from a planned route. The Station

Locator shows fueling locations for ethanol, electricity, biodiesel, propane, natural gas, and hydrogen. Check it out at afdc.energy.gov/stations.

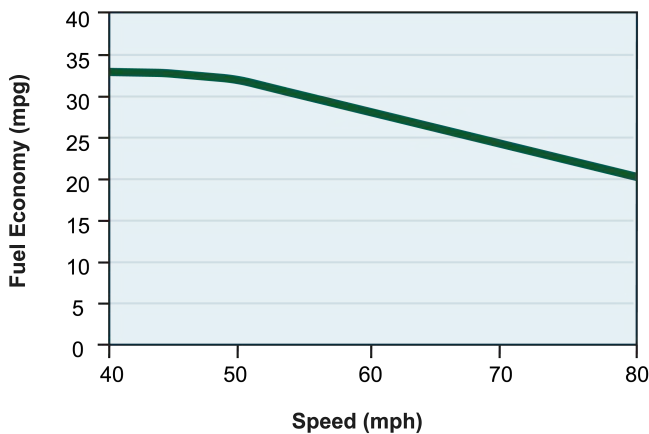
The screenshot shows the Alternative Fueling Station Locator interface. At the top, there are tabs for 'Public Stations', 'Advanced Filters', and 'Fuel Corridors', along with a location dropdown set to 'U.S. and Canada'. Below this, search input fields contain 'ann arbor, mi' and 'washington, dc'. Filter dropdowns are set to 'Electric' for fuel type, 'Level 2, DC Fa...' for charger types, and 'All' for connectors. A search button labeled 'Find Stations' is visible. Below the filters, it says 'Show stations within 5 miles of the route'. On the left sidebar, it indicates '751 stations along the route' and provides options to 'See Route Directions' and 'Download list of stations on route'. Two station cards are shown: 'Ann Arbor Downtown Development Authority - Ann Ashley Parking Structure' (120 W Ann St, Ann Arbor, MI 48104, Level 2, 0.1 mi from route) and 'Ann Arbor Nissan' (3975 Jackson Rd, Ann Arbor, MI 48103). The main map area shows a route from Ann Arbor, Michigan to Baltimore, Maryland, passing through Ohio, Pennsylvania, and West Virginia, with numerous green circular markers representing fueling stations along the way.

Drive More Efficiently

- Aggressive driving (speeding and rapid acceleration/braking) can lower your gas mileage by roughly 15%–30% at highway speeds and 10%–40% in stop-and-go traffic.

Driver feedback devices can help you drive more efficiently, improving fuel economy by up to 10%.

- Observe the speed limit. Each 5 MPH you drive over 60 MPH can reduce your fuel economy by 7%. For a personalized estimate of the effect of speeding on your fuel economy, visit fuelconomy.gov.
- Avoid idling. Idling gets 0 miles per gallon and costs as much as \$0.02 per minute.
- Using cruise control on the highway helps you maintain a constant speed and, in most cases, will save fuel.



Keep Your Car in Shape

- Address engine problems promptly. If the check engine light comes on, have your vehicle inspected by a mechanic. It could save you fuel and money down the road.

- Keeping tires inflated to the recommended pressure can typically improve fuel economy by 0.6%.

The manufacturer's recommended tire pressure can be found on the tire information placard and/or vehicle certification label located on the vehicle door edge, doorpost, glove-box door, or inside the trunk lid.

- Using the recommended grade of motor oil can improve your fuel economy by 1%–2% if you've been using the wrong grade.
- Keep your tires aligned and balanced.
- Replacing a clogged air filter can improve gas mileage on older cars with carbureted engines.

Plan and Combine Trips

- A warmed-up engine is more fuel-efficient than a cold one. Many short trips taken from a cold start can use twice as much fuel as one multipurpose trip covering the same distance.

Note: Letting your car idle to warm up doesn't help your fuel economy: it actually uses more fuel and creates more pollution.

Other Solutions

- Avoid carrying unneeded items. An extra 100 pounds can decrease fuel economy by about 1%.
- Avoid carrying cargo on your roof. A large, blunt rooftop cargo box, for example, can reduce fuel economy by 2%–8% in city driving, 6%–17% on the highway, and 10%–25% at interstate speeds (65 to 75 MPH).

Rear-mount cargo boxes or trays reduce fuel economy by much less (1%–2% in city driving and 1%–5% on the highway).

- Use the "economy mode" feature if your vehicle has one.

For more tips on improving fuel economy, such as cold-weather tips; hot-weather tips; and tips for hybrids, plug-in hybrids, and all-electric vehicles, visit fuelconomy.gov.

Tips for Electric and Hybrid Vehicles

Most of the driving tips for conventional vehicles will also help increase the range of electric vehicles and hybrids. In addition to the driving tips above, the tips below will help you get the most out of your electric or hybrid vehicle.

1. Read your owner's manual. The automaker knows how to operate and maintain your vehicle to maximize fuel economy, driving range, and battery life. So, consult the owner's manual for tips specific to your vehicle.
2. Use the economy (Eco) mode. Many of these vehicles come with an "economy mode" or similar feature to improve fuel economy. You can often turn on this feature by just pressing a button.
3. Avoid hard braking. Anticipate stops and brake gently or moderately. This allows the regenerative braking system to recover energy from the vehicle's forward motion and store it as electricity. Hard braking causes the vehicle to use its conventional friction brakes, which do not recover energy.
4. Keep the battery charged. Keeping your plug-in hybrid's battery charged helps you use as much electricity and as little gasoline as possible, saving you fuel and money and extending the vehicle's range. For EVs, it helps maximize your driving range.
5. Use accessories wisely. Using accessories such as heating, air conditioning, and entertainment systems can lower fuel economy more for electric vehicles and hybrids than for conventional vehicles. So, keep that in mind when trying to maximize fuel economy or electric range. Pre-heating or pre-cooling the cabin of a plug-in hybrid or EV while it's plugged in, for example, can extend its electric range.



Manufacturers are using advanced technologies to improve fuel economy in many of their vehicles. Along with plug-in hybrids, all-electric vehicles, and fuel cell vehicles, new technologies are also being used to make conventional vehicles more efficient. Some of these fuel-saving technologies are described below. For more information, visit [fueleconomy.gov](https://www.fueleconomy.gov).

Hybrid Vehicles

Hybrids combine the best features of the internal combustion engine with an electric motor and can significantly improve fuel economy. They are primarily propelled by an internal combustion engine, just like conventional vehicles. However, they also use regenerative braking to convert energy normally wasted during coasting and braking into electricity. The recovered electricity is stored in a battery until needed by the electric motor. The electric motor assists the engine when accelerating or hill climbing and at low speeds, where internal combustion engines are least efficient.

Fuel efficiency can vary significantly among different hybrid models due to battery and electric motor size. Hybrids with larger batteries and electric motors, sometimes called "full" or "strong" hybrids, can store more electricity and provide more power to assist the gasoline engine. Some can even run on the electric motor alone for short distances. Hybrids with smaller batteries and electric motors are often referred to as "mild" hybrids. Mild hybrid systems have a smaller effect on fuel economy. In the *Guide* listings, full hybrids are indicated by "HEV" in the "Notes" column, while mild hybrids are indicated by "MHEV."

Note: Unlike plug-in hybrids (described on page 32), conventional hybrids cannot be plugged into an external source of electricity to be recharged or run on electricity for any substantial distance. Instead, gasoline and regenerative braking provide all of the vehicle's energy.

Stop-Start Systems

Stop-start systems (sometimes called "idle-stop," "smart start," or other manufacturer-specific names) save fuel by turning off the engine when the vehicle comes to a stop and automatically starting it back up when you step on the accelerator. Stop-start can improve fuel economy by up to 5% and provides the biggest benefit in conditions

where the engine would otherwise be idling, such as stop-and-go city driving. These systems are currently available on all hybrids and on hundreds of conventional vehicle models.

Cylinder Deactivation

Cylinder deactivation "turns off" some of the engine's cylinders when they are not needed. This temporarily and seamlessly turns an 8- or 6-cylinder engine into a more efficient 4- or 3-cylinder engine.

Turbocharging

Turbocharging increases engine power, allowing a smaller, more fuel-efficient engine to be used in place of a larger one. Replacing an 8-cylinder engine with a turbocharged 6-cylinder or a 6-cylinder engine with a turbocharged 4-cylinder can save fuel and still provide extra power when needed.

Advanced Transmissions

The advanced electronics in today's vehicles can optimize gear shifting for improved fuel efficiency. Eight-speed automatic transmissions are most common, and some have even more gears. Continuously variable transmissions (CVTs) can change seamlessly through an infinite number of "gears." Transmissions with more gears allow the engine to run at its most efficient speed more often, improving fuel economy.

Improved Aerodynamics

Reducing a vehicle's aerodynamic drag (wind resistance) improves fuel economy, especially at higher speeds. Many manufacturers are improving aerodynamics by refining vehicle shapes or by employing external moving parts such as "shutters" that close off the grill, allowing air to flow smoothly around the vehicle instead of into the engine compartment, where it produces more drag.

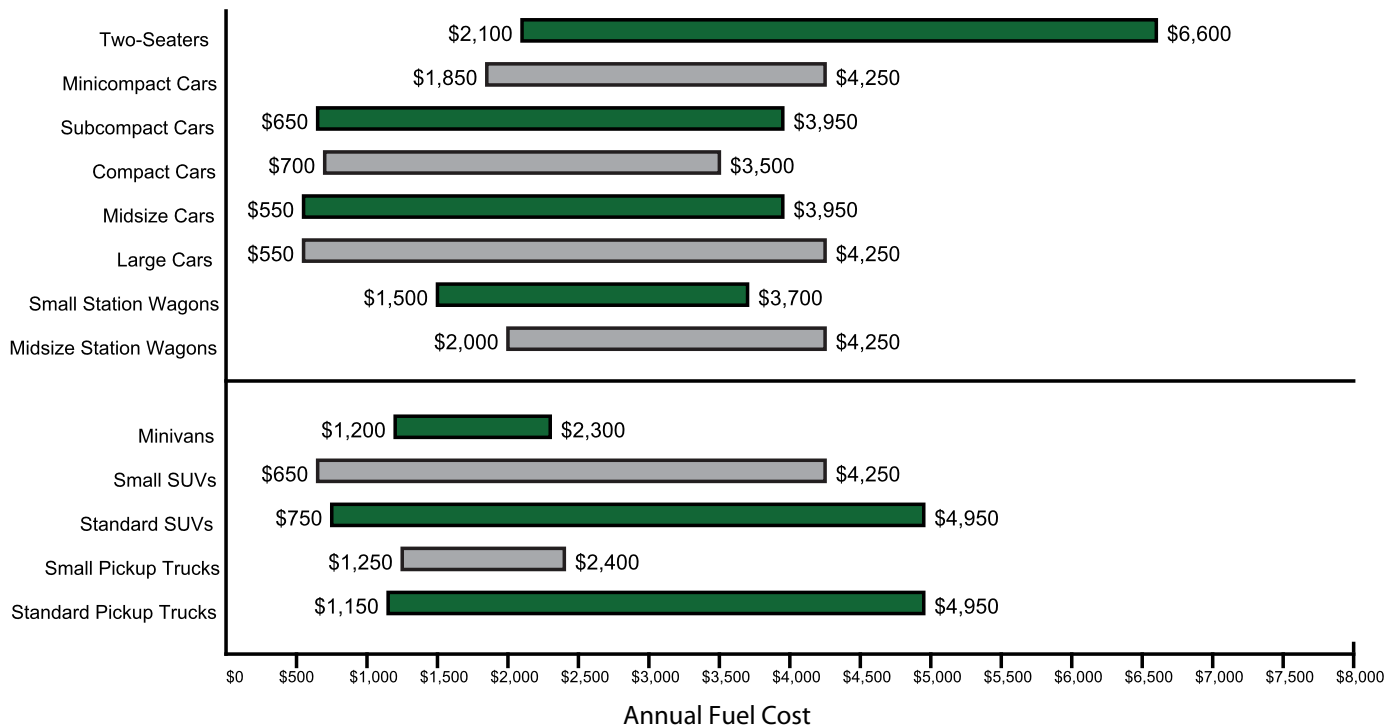
Lighter Vehicles

Reducing vehicle weight improves fuel economy, so manufacturers are beginning to redesign vehicles to weigh less while maintaining performance and safety. For example, replacing a steel body with one made from a lighter-weight material, such as aluminum, can reduce vehicle weight by hundreds of pounds.

ANNUAL FUEL COST RANGES FOR VEHICLE CLASSES



The graph below provides the annual fuel cost ranges for the vehicles in each class so you can see where a given vehicle's cost falls within its class. Annual fuel costs assume that you travel 15,000 miles each year, drive 55% in the city and 45% on the highway, and that fuel costs \$3.06/gallon for regular unleaded gasoline, \$3.95/gallon for premium, \$3.86/gallon for diesel, and \$0.15/kWh for electricity. Visit fuelconomy.gov to calculate the annual fuel cost for a specific vehicle based on your own driving conditions and fuel prices.



Fuel economy estimates on this chart do not include vehicles operating on compressed natural gas (CNG), E85, or hydrogen.

FUEL ECONOMY LEADERS

Listed below are vehicles with the highest fuel economy in the most popular classes. For each vehicle class, we list the most efficient vehicle. If the most fuel efficient vehicle is a plug-in hybrid (PHEV) or all-electric vehicle (EV), we also list the most fuel efficient conventional vehicle. Rankings are based on combined city and highway fuel economy estimates, which assume 55% city driving and 45% highway

driving. Please note that many vehicle models come in a range of engine sizes and trim lines, resulting in different fuel economy values. If there is only one vehicle in a class, a fuel economy leader is not listed. For an up-to-date list of fuel economy leaders, visit fuelconomy.gov.

| | Trans Type / Speeds | Eng Size / Cylinders | MPG(e) Combined |
|--|------------------------|-------------------------|--------------------|
| TWO-SEATER CARS | | | |
| BMW | | | |
| Z4 sDrive30i..... | A-S8..... | 2.0L/4cyl | 28 |
| MINICOMPACT CARS | | | |
| MINI | | | |
| Cooper Convertible..... | AM-S7..... | 1.5L/3cyl | 32 |
| SUBCOMPACT CARS | | | |
| BMW | | | |
| i4 eDrive35 Gran Coupe (18 inch Wheels) (EV) | A-1..... | | 120* |
| AUDI | | | |
| A3 (hybrid)..... | AM-S7..... | 2.0L/4cyl | 32 |
| MINI | | | |
| Cooper Hardtop 2 door..... | AM-S7..... | 1.5L/3cyl | 32 |
| Cooper Hardtop 4 door..... | AM-S7..... | 1.5L/3cyl | 32 |
| COMPACT CARS | | | |
| BMW | | | |
| i5 eDrive40 Sedan (19 inch Wheels) (EV)..... | A-1..... | | 105* |
| TOYOTA | | | |
| Corolla Hybrid..... | AV..... | 1.8L/4cyl | 50 |
| MIDSIZE CARS | | | |
| HYUNDAI | | | |
| Ioniq 6 Long range RWD (18 inch Wheels) (EV)..... | A-1..... | | 140* |
| TOYOTA | | | |
| Prius (hybrid)..... | AV..... | 2.0L/4cyl | 57 |
| LARGE CARS | | | |
| LUCID | | | |
| Air Pure RWD with 19 inch wheels (EV)..... | A-1..... | | 137* |
| HONDA | | | |
| Accord Hybrid..... | AV..... | 2.0L/4cyl | 48 |
| SMALL STATION WAGONS | | | |
| KIA | | | |
| Soul Eco dynamics..... | AV..... | 2.0L/4cyl | 31 |

| | Trans Type / Speeds | Eng Size / Cylinders | MPG(e) Combined |
|--|------------------------|-------------------------|--------------------|
| MIDSIZE STATION WAGONS | | | |
| AUDI | | | |
| A6 Allroad quattro (hybrid)..... | AM-S7..... | 3.0L/6cyl | 25 |
| VOLVO | | | |
| V90CC B6 AWD (hybrid)..... | A-S8..... | 2.0L/4cyl | 25 |
| SMALL PICKUP TRUCKS | | | |
| FORD | | | |
| Maverick HEV FWD (hybrid)..... | AV..... | 2.5L/4cyl | 37 |
| STANDARD PICKUP TRUCKS | | | |
| CHEVROLET | | | |
| Silverado EV..... | A-1..... | | 67* |
| Silverado 2WD (diesel)..... | A-10..... | 3.0L/6cyl | 26 |
| MINIVANS | | | |
| CHRYSLER | | | |
| Pacifica Hybrid (PHEV)..... | AV..... | 3.6L/6cyl | 48† |
| TOYOTA | | | |
| Sienna 2WD (hybrid)..... | AV-S6..... | 2.5L/4cyl | 36 |
| SMALL SPORT UTILITY VEHICLES | | | |
| KIA | | | |
| EV6 Long Range RWD (EV)..... | A-1..... | | 117* |
| EV6 Standard Range RWD (EV)..... | A-1..... | | 117* |
| Niro FE (hybrid)..... | AM-S6..... | 1.6L/4cyl | 53 |
| STANDARD SPORT UTILITY VEHICLES | | | |
| AUDI | | | |
| Q4 40 e-tron (EV)..... | A-1..... | | 103* |
| TOYOTA | | | |
| Grand Highlander Hybrid..... | AV-S6..... | 2.5L/4cyl | 36 |

* This is an electric vehicle. Since electricity is not measured in gallons, a conversion factor is used to translate the fuel economy into miles per gallon of gasoline equivalent (MPGe).

† This vehicle is a plug-in hybrid, which runs on both gasoline and electricity. Since electricity is not measured in gallons, a conversion factor is used to translate the fuel economy when running on electricity into miles per gallon of gasoline equivalent (MPGe). The combined MPGe estimate includes both city and highway driving and gasoline and electric energy use.

2024 MODEL YEAR VEHICLES

This section contains the fuel economy values for 2024 model year vehicles. Additional information for alternative fuel vehicles can be found on pages 35–42. Alternative fuel vehicles are highlighted

with an orange bar, and those that can use two kinds of fuel, such as flexible fuel vehicles, have an entry for each fuel type. The most fuel-efficient vehicles in each class are marked with a green pointer (▶).



| ABBREVIATIONS USED IN THIS GUIDE: | | |
|-----------------------------------|-------|--|
| ▶ | | Highest MPG in Class |
| 2WD | | Two-Wheel Drive |
| 4WD | | Four-Wheel Drive |
| A | | Automatic Transmission |
| A-S | | Automatic Transmission-Select Shift |
| AM | | Automated Manual |
| AM-S | | Automated Manual-Selectable |
| AV | | Continuously Variable Transmission |
| AV-S | | Continuously Variable Transmission with Select Shift |
| AWD | | All-Wheel Drive |
| CD | | With Cylinder Deactivation |
| City | | MPG on City Test Procedure |
| Cyl | | Cylinders |
| Comb | | Combined |
| D | | Ultra-Low Sulfur Diesel |
| E85 | | .85% Ethanol/15% Gasoline |
| Eng Size | | Engine Volume in Liters |
| EV | | Electric Vehicle |
| FFV | | Flexible Fuel Vehicle |
| FWD | | Front-Wheel Drive |
| Gas | | Regular Gasoline |
| GHG | | Greenhouse Gas |
| GPF | | Gasoline Particulate Filter |
| GVWR | | Gross Vehicle Weight Rating |
| HP | | Horsepower |
| HEV | | Hybrid-Electric Vehicle |
| Hwy | | MPG on Highway Test Procedure |
| Li-ion | | Lithium ion |
| LWB | | Long Wheelbase |
| M | | Manual Transmission |
| MDPV | | Medium-Duty Passenger Vehicle |
| Mid | | Midgrade Gasoline |
| MHEV | | Mild Hybrid-Electric Vehicle |
| Mode | | Multimode Transmission |
| MPG | | Miles per Gallon |
| NA | | Not Available |
| Ni-MH | | Nickel-Metal Hydride |
| P | | Premium Gasoline Recommended |
| PHEV | | Plug-in Hybrid Electric Vehicle |
| PR | | Premium Gasoline Required |
| PT4 | | Part-time 4WD |
| RWD | | Rear Wheel Drive |
| S | | Supercharger |
| S-Mode | | Transmission with Sport Mode |
| S-Plus | | Sport Plus Package |
| Spt Pkg | | Sport Package |
| SS | | Stop-Start Technology |
| T | | Turbocharger |
| Tax | | Subject to Gas Guzzler Tax |
| Trans | | Transmission |
| XFE | | Optional Technology Package |

| Manufacturer Model Configuration (trans, eng size, cyl) | MPG | | Annual Fuel Cost | GHG Rating | Notes |
|---|------|----------|------------------|------------|-------|
| | Comb | City/Hwy | | | |

TWO-SEATER CARS

BMW

Z4 M40i

| | | | | | |
|------------------|----|-------|---------|---|--------|
| A-S8, 3.0L, 6cyl | 26 | 23/31 | \$2,300 | 5 | P T SS |
|------------------|----|-------|---------|---|--------|

Z4 sDrive30i

| | | | | | |
|------------------|----|-------|---------|---|--------|
| A-S8, 2.0L, 4cyl | 28 | 25/33 | \$2,100 | 6 | P T SS |
|------------------|----|-------|---------|---|--------|

BUGATTI

Chiron Super Sport

| | | | | | |
|--------------------|---|------|---------|---|-----------|
| AM-S7, 8.0L, 16cyl | 9 | 8/11 | \$6,600 | 1 | P R T Tax |
|--------------------|---|------|---------|---|-----------|

CHEVROLET

Corvette

| | | | | | |
|------------------|----|-------|---------|---|-------|
| A-S8, 6.2L, 8cyl | 19 | 16/25 | \$3,100 | 4 | PR CD |
|------------------|----|-------|---------|---|-------|

Corvette AWD

| | | | | | |
|------------------|----|-------|---------|---|--------------|
| A-S8, 6.2L, 8cyl | 19 | 16/24 | \$3,100 | 4 | PR CD HEV SS |
|------------------|----|-------|---------|---|--------------|

Corvette Z06

| | | | | | |
|------------------|----|-------|---------|---|--------|
| A-S8, 5.5L, 8cyl | 15 | 12/21 | \$3,950 | 2 | PR Tax |
|------------------|----|-------|---------|---|--------|

Corvette Z06 Carbon Aero

| | | | | | |
|------------------|----|-------|---------|---|--------|
| A-S8, 5.5L, 8cyl | 14 | 12/19 | \$4,250 | 2 | PR Tax |
|------------------|----|-------|---------|---|--------|

FERRARI

812 Competizione

| | | | | | |
|-------------------|----|-------|---------|---|-----------|
| AM-7, 6.5L, 12cyl | 14 | 12/16 | \$4,250 | 2 | PR Tax SS |
|-------------------|----|-------|---------|---|-----------|

812 Competizione A

| | | | | | |
|-------------------|----|-------|---------|---|-----------|
| AM-7, 6.5L, 12cyl | 14 | 12/16 | \$4,250 | 2 | PR Tax SS |
|-------------------|----|-------|---------|---|-----------|

Daytona SP3

| | | | | | |
|-------------------|----|-------|---------|---|-----------|
| AM-7, 6.5L, 12cyl | 13 | 12/16 | \$4,550 | 1 | PR Tax SS |
|-------------------|----|-------|---------|---|-----------|

SF90 Spider

| | | | | | |
|------------------|--|--------------|--|--|---------------|
| AM-8, 3.9L, 8cyl | | See page 32. | | | P R T PHEV SS |
|------------------|--|--------------|--|--|---------------|

SF90 Stradale

| | | | | | |
|------------------|--|--------------|--|--|---------------|
| AM-8, 3.9L, 8cyl | | See page 32. | | | P R T PHEV SS |
|------------------|--|--------------|--|--|---------------|

JAGUAR

F-Type P450 AWD R-Dynamic Convertible

| | | | | | |
|------------------|----|-------|---------|---|--------|
| A-S8, 5.0L, 8cyl | 18 | 16/24 | \$3,300 | 4 | P S SS |
|------------------|----|-------|---------|---|--------|

F-Type P450 AWD R-Dynamic Coupe

| | | | | | |
|------------------|----|-------|---------|---|--------|
| A-S8, 5.0L, 8cyl | 18 | 16/24 | \$3,300 | 4 | P S SS |
|------------------|----|-------|---------|---|--------|

F-Type P450 RWD Convertible

| | | | | | |
|------------------|----|-------|---------|---|--------|
| A-S8, 5.0L, 8cyl | 19 | 17/24 | \$3,100 | 4 | P S SS |
|------------------|----|-------|---------|---|--------|

F-Type P450 RWD Coupe

| | | | | | |
|------------------|----|-------|---------|---|--------|
| A-S8, 5.0L, 8cyl | 19 | 17/24 | \$3,100 | 4 | P S SS |
|------------------|----|-------|---------|---|--------|

F-Type R AWD Convertible

| | | | | | |
|------------------|----|-------|---------|---|--------|
| A-S8, 5.0L, 8cyl | 18 | 16/24 | \$3,300 | 4 | P S SS |
|------------------|----|-------|---------|---|--------|

F-Type R AWD Coupe

| | | | | | |
|------------------|----|-------|---------|---|--------|
| A-S8, 5.0L, 8cyl | 18 | 16/24 | \$3,300 | 4 | P S SS |
|------------------|----|-------|---------|---|--------|

LAMBORGHINI

Huracan Coupe 2WD

| | | | | | |
|--------------------|----|-------|---------|---|-----------|
| AM-S7, 5.2L, 10cyl | 15 | 13/18 | \$3,950 | 2 | PR Tax CD |
|--------------------|----|-------|---------|---|-----------|

Huracan Spyder

| | | | | | |
|--------------------|----|-------|---------|---|-----------|
| AM-S7, 5.2L, 10cyl | 15 | 13/18 | \$3,950 | 2 | PR Tax CD |
|--------------------|----|-------|---------|---|-----------|

| Manufacturer Model Configuration (trans, eng size, cyl) | MPG | | Annual Fuel Cost | GHG Rating | Notes |
|---|------|----------|------------------|------------|-------|
| | Comb | City/Hwy | | | |

Huracan Sterrato

| | | | | | |
|--------------------|----|-------|---------|---|-----------|
| AM-S7, 5.2L, 10cyl | 15 | 13/18 | \$3,950 | 2 | PR Tax CD |
|--------------------|----|-------|---------|---|-----------|

MASERATI

MC20

| | | | | | |
|------------------|----|-------|---------|---|-------|
| A-S8, 3.0L, 6cyl | 18 | 15/25 | \$3,300 | 4 | P R T |
|------------------|----|-------|---------|---|-------|

MC20 Spyder

| | | | | | |
|------------------|----|-------|---------|---|-------|
| A-S8, 3.0L, 6cyl | 18 | 15/25 | \$3,300 | 4 | P R T |
|------------------|----|-------|---------|---|-------|

NISSAN

Z

| | | | | | |
|------------------|----|-------|---------|---|-------|
| A-S9, 3.0L, 6cyl | 22 | 19/28 | \$2,700 | 5 | P R T |
|------------------|----|-------|---------|---|-------|

| | | | | | |
|-----------------|----|-------|---------|---|-------|
| M-6, 3.0L, 6cyl | 20 | 18/24 | \$2,950 | 4 | P R T |
|-----------------|----|-------|---------|---|-------|

Z NISMO

| | | | | | |
|------------------|----|-------|---------|---|-------|
| A-S9, 3.0L, 6cyl | 19 | 17/24 | \$3,100 | 4 | P R T |
|------------------|----|-------|---------|---|-------|

PORSCHE

718 Boxster

| | | | | | |
|-------------------|----|-------|---------|---|----------|
| AM-S7, 2.0L, 4cyl | 24 | 21/27 | \$2,450 | 5 | P R T SS |
|-------------------|----|-------|---------|---|----------|

| | | | | | |
|-----------------|----|-------|---------|---|----------|
| M-6, 2.0L, 4cyl | 22 | 20/25 | \$2,700 | 5 | P R T SS |
|-----------------|----|-------|---------|---|----------|

718 Boxster GTS

| | | | | | |
|-------------------|----|-------|---------|---|----|
| AM-S7, 4.0L, 6cyl | 21 | 19/24 | \$2,800 | 4 | PR |
|-------------------|----|-------|---------|---|----|

| | | | | | |
|-----------------|----|-------|---------|---|----|
| M-6, 4.0L, 6cyl | 19 | 17/24 | \$3,100 | 4 | PR |
|-----------------|----|-------|---------|---|----|

718 Boxster S

| | | | | | |
|-------------------|----|-------|---------|---|----------|
| AM-S7, 2.5L, 4cyl | 22 | 19/25 | \$2,700 | 5 | P R T SS |
|-------------------|----|-------|---------|---|----------|

| | | | | | |
|-----------------|----|-------|---------|---|----------|
| M-6, 2.5L, 4cyl | 21 | 19/24 | \$2,800 | 4 | P R T SS |
|-----------------|----|-------|---------|---|----------|

718 Cayman

| | | | | | |
|-------------------|----|-------|---------|---|----------|
| AM-S7, 2.0L, 4cyl | 24 | 21/27 | \$2,450 | 5 | P R T SS |
|-------------------|----|-------|---------|---|----------|

| | | | | | |
|-----------------|----|-------|---------|---|----------|
| M-6, 2.0L, 4cyl | 22 | 20/25 | \$2,700 | 5 | P R T SS |
|-----------------|----|-------|---------|---|----------|

718 Cayman GTS

| | | | | | |
|-------------------|----|-------|---------|---|----|
| AM-S7, 4.0L, 6cyl | 21 | 19/24 | \$2,800 | 4 | PR |
|-------------------|----|-------|---------|---|----|

| | | | | | |
|-----------------|----|-------|---------|---|----|
| M-6, 4.0L, 6cyl | 19 | 17/24 | \$3,100 | 4 | PR |
|-----------------|----|-------|---------|---|----|

718 Cayman S

| | | | | | |
|-------------------|----|-------|---------|---|----------|
| AM-S7, 2.5L, 4cyl | 22 | 19/25 | \$2,700 | 5 | P R T SS |
|-------------------|----|-------|---------|---|----------|

| | | | | | |
|-----------------|----|-------|---------|---|----------|
| M-6, 2.5L, 4cyl | 21 | 19/24 | \$2,800 | 4 | P R T SS |
|-----------------|----|-------|---------|---|----------|

718 GT4 RS

| | | | | | |
|-------------------|----|-------|---------|---|-----------|
| AM-S7, 4.0L, 6cyl | 16 | 15/19 | \$3,700 | 3 | PR Tax SS |
|-------------------|----|-------|---------|---|-----------|

911 GT3

| | | | | | |
|-------------------|----|-------|---------|---|-----------|
| AM-S7, 4.0L, 6cyl | 16 | 14/18 | \$3,700 | 3 | PR Tax SS |
|-------------------|----|-------|---------|---|-----------|

| | | | | | |
|-----------------|----|-------|---------|---|--------|
| M-6, 4.0L, 6cyl | 15 | 13/19 | \$3,950 | 2 | PR Tax |
|-----------------|----|-------|---------|---|--------|

911 GT3 RS

| | | | | | |
|-------------------|----|-------|---------|---|-----------|
| AM-S7, 4.0L, 6cyl | 16 | 14/18 | \$3,700 | 3 | PR Tax SS |
|-------------------|----|-------|---------|---|-----------|

911 GT3 Touring

| | | | | | |
|-------------------|----|-------|---------|---|-----------|
| AM-S7, 4.0L, 6cyl | 16 | 14/18 | \$3,700 | 3 | PR Tax SS |
|-------------------|----|-------|---------|---|-----------|

| | | | | | |
|-----------------|----|-------|---------|---|--------|
| M-6, 4.0L, 6cyl | 15 | 13/19 | \$3,950 | 2 | PR Tax |
|-----------------|----|-------|---------|---|--------|

TOYOTA

GR Supra

| | | | | | |
|------------------|----|-------|---------|---|--------|
| A-S8, 2.0L, 4cyl | 27 | 25/31 | \$2,200 | 5 | P T SS |
|------------------|----|-------|---------|---|--------|

| | | | | | |
|------------------|----|-------|---------|---|--------|
| A-S8, 3.0L, 6cyl | 26 | 23/31 | \$2,300 | 5 | P T SS |
|------------------|----|-------|---------|---|--------|

| | | | | | |
|-----------------|----|-------|---------|---|-----|
| M-6, 3.0L, 6cyl | 21 | 19/27 | \$2,800 | 4 | P T |
|-----------------|----|-------|---------|---|-----|

| Manufacturer Model Configuration (trans, eng size, cyl) | MPG | | Annual Fuel Cost | GHG Rating | Notes |
|---|------|----------|------------------|------------|-------|
| | Comb | City/Hwy | | | |

MINICOMPACT CARS

ASTON MARTIN

DB12 V8

| | | | | | |
|-----------------|----|-------|---------|---|-----|
| A-8, 4.0L, 8cyl | 17 | 15/22 | \$3,500 | 3 | P T |
|-----------------|----|-------|---------|---|-----|

BENTLEY

Continental GTC

| | | | | | |
|--------------------|----|-------|---------|---|-----------------|
| AM-S8, 4.0L, 8cyl | 16 | 14/21 | \$3,700 | 3 | P R T Tax CD SS |
| AM-S8, 6.0L, 12cyl | 14 | 12/19 | \$4,250 | 2 | P T Tax CD SS |

FERRARI

Roma Spider

| | | | | | |
|------------------|----|-------|---------|---|----------|
| AM-8, 3.9L, 8cyl | 19 | 17/22 | \$3,100 | 4 | P R T SS |
|------------------|----|-------|---------|---|----------|

LEXUS

LC 500 Convertible

| | | | | | |
|-------------------|----|-------|---------|---|----|
| A-S10, 5.0L, 8cyl | 18 | 15/25 | \$3,300 | 4 | PR |
|-------------------|----|-------|---------|---|----|

MINI

Cooper Convertible

| | | | | | |
|---------------------|----|-------|---------|---|--------|
| ▶ AM-S7, 1.5L, 3cyl | 32 | 29/38 | \$1,850 | 6 | P T SS |
| M-6, 1.5L, 3cyl | 31 | 27/38 | \$1,900 | 6 | P T SS |

Cooper S Convertible

| | | | | | |
|-------------------|----|-------|---------|---|--------|
| AM-S7, 2.0L, 4cyl | 30 | 27/36 | \$2,000 | 6 | P T SS |
| M-6, 2.0L, 4cyl | 27 | 23/33 | \$2,200 | 5 | P T SS |

John Cooper Works Convertible

| | | | | | |
|------------------|----|-------|---------|---|--------|
| A-S8, 2.0L, 4cyl | 28 | 25/33 | \$2,100 | 6 | P T SS |
|------------------|----|-------|---------|---|--------|

PORSCHE

911 Carrera

| | | | | | |
|-------------------|----|-------|---------|---|----------|
| AM-S8, 3.0L, 6cyl | 20 | 18/24 | \$2,950 | 4 | P R T SS |
|-------------------|----|-------|---------|---|----------|

911 Carrera 4

| | | | | | |
|-------------------|----|-------|---------|---|----------|
| AM-S8, 3.0L, 6cyl | 20 | 18/24 | \$2,950 | 4 | P R T SS |
|-------------------|----|-------|---------|---|----------|

911 Carrera 4 Cabriolet

| | | | | | |
|-------------------|----|-------|---------|---|----------|
| AM-S8, 3.0L, 6cyl | 20 | 18/24 | \$2,950 | 4 | P R T SS |
|-------------------|----|-------|---------|---|----------|

911 Carrera 4 GTS

| | | | | | |
|-------------------|----|-------|---------|---|----------|
| AM-S8, 3.0L, 6cyl | 19 | 17/23 | \$3,100 | 4 | P R T SS |
| M-7, 3.0L, 6cyl | 19 | 17/23 | \$3,100 | 4 | P R T SS |

911 Carrera 4 GTS Cabriolet

| | | | | | |
|-------------------|----|-------|---------|---|----------|
| AM-S8, 3.0L, 6cyl | 19 | 17/22 | \$3,100 | 4 | P R T SS |
| M-7, 3.0L, 6cyl | 19 | 16/23 | \$3,100 | 4 | P R T SS |

911 Carrera 4S

| | | | | | |
|-------------------|----|-------|---------|---|----------|
| AM-S8, 3.0L, 6cyl | 20 | 18/23 | \$2,950 | 4 | P R T SS |
| M-7, 3.0L, 6cyl | 20 | 17/25 | \$2,950 | 4 | P R T SS |

911 Carrera 4S Cabriolet

| | | | | | |
|-------------------|----|-------|---------|---|----------|
| AM-S8, 3.0L, 6cyl | 20 | 18/23 | \$2,950 | 4 | P R T SS |
| M-7, 3.0L, 6cyl | 20 | 17/24 | \$2,950 | 4 | P R T SS |

911 Carrera Cabriolet

| | | | | | |
|-------------------|----|-------|---------|---|----------|
| AM-S8, 3.0L, 6cyl | 20 | 18/24 | \$2,950 | 4 | P R T SS |
|-------------------|----|-------|---------|---|----------|

911 Carrera GTS

| | | | | | |
|-------------------|----|-------|---------|---|----------|
| AM-S8, 3.0L, 6cyl | 19 | 17/23 | \$3,100 | 4 | P R T SS |
| M-7, 3.0L, 6cyl | 20 | 17/24 | \$2,950 | 4 | P R T SS |

| Manufacturer Model Configuration (trans, eng size, cyl) | MPG | | Annual Fuel Cost | GHG Rating | Notes |
|---|------|----------|------------------|------------|-------|
| | Comb | City/Hwy | | | |

911 Carrera GTS Cabriolet

| | | | | | |
|-------------------|----|-------|---------|---|----------|
| AM-S8, 3.0L, 6cyl | 19 | 17/23 | \$3,100 | 4 | P R T SS |
| M-7, 3.0L, 6cyl | 20 | 17/24 | \$2,950 | 4 | P R T SS |

911 Carrera S

| | | | | | |
|-------------------|----|-------|---------|---|----------|
| AM-S8, 3.0L, 6cyl | 20 | 18/23 | \$2,950 | 4 | P R T SS |
| M-7, 3.0L, 6cyl | 21 | 18/25 | \$2,800 | 4 | P R T SS |

911 Carrera S Cabriolet

| | | | | | |
|-------------------|----|-------|---------|---|----------|
| AM-S8, 3.0L, 6cyl | 20 | 18/23 | \$2,950 | 4 | P R T SS |
| M-7, 3.0L, 6cyl | 20 | 17/25 | \$2,950 | 4 | P R T SS |

911 Carrera T

| | | | | | |
|-------------------|----|-------|---------|---|----------|
| AM-S8, 3.0L, 6cyl | 20 | 18/24 | \$2,950 | 4 | P R T SS |
| M-7, 3.0L, 6cyl | 20 | 17/25 | \$2,950 | 4 | P R T SS |

911 Dakar

| | | | | | |
|-------------------|----|-------|---------|---|----------|
| AM-S8, 3.0L, 6cyl | 19 | 16/24 | \$3,100 | 4 | P R T SS |
|-------------------|----|-------|---------|---|----------|

911 Targa 4

| | | | | | |
|-------------------|----|-------|---------|---|----------|
| AM-S8, 3.0L, 6cyl | 20 | 18/24 | \$2,950 | 4 | P R T SS |
|-------------------|----|-------|---------|---|----------|

911 Targa 4 GTS

| | | | | | |
|-------------------|----|-------|---------|---|----------|
| AM-S8, 3.0L, 6cyl | 19 | 17/22 | \$3,100 | 4 | P R T SS |
| M-7, 3.0L, 6cyl | 19 | 16/23 | \$3,100 | 4 | P R T SS |

911 Targa 4S

| | | | | | |
|-------------------|----|-------|---------|---|----------|
| AM-S8, 3.0L, 6cyl | 20 | 18/23 | \$2,950 | 4 | P R T SS |
| M-7, 3.0L, 6cyl | 20 | 17/24 | \$2,950 | 4 | P R T SS |

911 Turbo

| | | | | | |
|-------------------|----|-------|---------|---|--------------|
| AM-S8, 3.7L, 6cyl | 17 | 14/21 | \$3,500 | 3 | P R T Tax SS |
|-------------------|----|-------|---------|---|--------------|

911 Turbo Cabriolet

| | | | | | |
|-------------------|----|-------|---------|---|--------------|
| AM-S8, 3.7L, 6cyl | 16 | 14/20 | \$3,700 | 3 | P R T Tax SS |
|-------------------|----|-------|---------|---|--------------|

911 Turbo S

| | | | | | |
|-------------------|----|-------|---------|---|--------------|
| AM-S8, 3.7L, 6cyl | 16 | 14/20 | \$3,700 | 3 | P R T Tax SS |
|-------------------|----|-------|---------|---|--------------|

911 Turbo S Cabriolet

| | | | | | |
|-------------------|----|-------|---------|---|--------------|
| AM-S8, 3.7L, 6cyl | 16 | 14/20 | \$3,700 | 3 | P R T Tax SS |
|-------------------|----|-------|---------|---|--------------|

SUBCOMPACT CARS

AUDI

A3

| | | | | | |
|---------------------|----|-------|---------|---|-----------|
| ▶ AM-S7, 2.0L, 4cyl | 32 | 29/37 | \$1,450 | 6 | T MHEV SS |
|---------------------|----|-------|---------|---|-----------|

A3 quattro

| | | | | | |
|-------------------|----|-------|---------|---|-----------|
| AM-S7, 2.0L, 4cyl | 30 | 27/34 | \$1,550 | 6 | T MHEV SS |
|-------------------|----|-------|---------|---|-----------|

A5 Cabriolet quattro

| | | | | | |
|-------------------|----|-------|---------|---|-------------|
| AM-S7, 2.0L, 4cyl | 27 | 24/33 | \$2,200 | 5 | P T MHEV SS |
|-------------------|----|-------|---------|---|-------------|

A5 Coupe quattro

| | | | | | |
|-------------------|----|-------|---------|---|-------------|
| AM-S7, 2.0L, 4cyl | 27 | 24/32 | \$2,200 | 5 | P T MHEV SS |
|-------------------|----|-------|---------|---|-------------|

RS 3

| | | | | | |
|-------------------|----|-------|---------|---|-----|
| AM-S7, 2.5L, 5cyl | 23 | 19/29 | \$2,600 | 5 | P T |
|-------------------|----|-------|---------|---|-----|

RS 5 Coupe

| | | | | | |
|------------------|----|-------|---------|---|-----|
| A-S8, 2.9L, 6cyl | 21 | 18/25 | \$2,800 | 4 | P T |
|------------------|----|-------|---------|---|-----|

S3

| | | | | | |
|-------------------|----|-------|---------|---|-------------|
| AM-S7, 2.0L, 4cyl | 26 | 23/32 | \$2,300 | 5 | P T MHEV SS |
|-------------------|----|-------|---------|---|-------------|

S5 Cabriolet

| | | | | | |
|------------------|----|-------|---------|---|--------|
| A-S8, 3.0L, 6cyl | 22 | 20/27 | \$2,700 | 5 | P T SS |
|------------------|----|-------|---------|---|--------|

S5 Coupe

| | | | | | |
|------------------|----|-------|---------|---|--------|
| A-S8, 3.0L, 6cyl | 24 | 21/29 | \$2,450 | 5 | P T SS |
|------------------|----|-------|---------|---|--------|

| Manufacturer Model Configuration (trans, eng size, cyl) | MPG | | Annual Fuel Cost | GHG Rating | Notes |
|---|------|----------|------------------|------------|-----------------|
| | Comb | City/Hwy | | | |
| BENTLEY | | | | | |
| Continental GT | | | | | |
| AM-S8, 4.0L, 8cyl | 17 | 14/22 | \$3,500 | 3 | P R T Tax CD SS |
| AM-S8, 6.0L, 12cyl | 15 | 12/20 | \$3,950 | 2 | P T Tax CD SS |
| BMW | | | | | |
| 230i Coupe | | | | | |
| A-S8, 2.0L, 4cyl | 30 | 26/35 | \$2,000 | 6 | P T SS |
| 230i xDrive Coupe | | | | | |
| A-S8, 2.0L, 4cyl | 28 | 25/33 | \$2,100 | 6 | P T SS |
| 430i Convertible | | | | | |
| A-S8, 2.0L, 4cyl | 28 | 25/34 | \$2,100 | 6 | P T SS |
| 430i Coupe | | | | | |
| A-S8, 2.0L, 4cyl | 28 | 25/34 | \$2,100 | 6 | P T SS |
| 430i xDrive Convertible | | | | | |
| A-S8, 2.0L, 4cyl | 27 | 23/33 | \$2,200 | 5 | P T SS |
| 430i xDrive Coupe | | | | | |
| A-S8, 2.0L, 4cyl | 27 | 23/33 | \$2,200 | 5 | P T SS |
| 840i Convertible | | | | | |
| A-S8, 3.0L, 6cyl | 24 | 21/29 | \$2,450 | 5 | P T SS |
| 840i Coupe | | | | | |
| A-S8, 3.0L, 6cyl | 24 | 21/29 | \$2,450 | 5 | P T SS |
| 840i xDrive Convertible | | | | | |
| A-S8, 3.0L, 6cyl | 24 | 21/29 | \$2,450 | 5 | P T SS |
| 840i xDrive Coupe | | | | | |
| A-S8, 3.0L, 6cyl | 24 | 21/29 | \$2,450 | 5 | P T SS |
| i4 eDrive35 Gran Coupe (18 inch Wheels) | | | | | |
| A-1 | 120 | 122/119 | \$650 | 10 | EV |
| i4 eDrive35 Gran Coupe (19 inch Wheels) | | | | | |
| A-1 | 110 | 111/107 | \$700 | 10 | EV |
| i4 eDrive40 Gran Coupe (18 inch Wheels) | | | | | |
| A-1 | 109 | 109/108 | \$700 | 10 | EV |
| i4 eDrive40 Gran Coupe (19 inch Wheels) | | | | | |
| A-1 | 100 | 100/99 | \$750 | 10 | EV |
| i4 M50 Gran Coupe (19 inch wheels) | | | | | |
| A-1 | 95 | 94/98 | \$800 | 10 | EV |
| i4 M50 Gran Coupe (20 inch wheels) | | | | | |
| A-1 | 80 | 79/80 | \$950 | 10 | EV |
| i4 xDrive40 Gran Coupe (18 inch Wheels) | | | | | |
| A-1 | 109 | 107/111 | \$700 | 10 | EV |
| i4 xDrive40 Gran Coupe (19 inch Wheels) | | | | | |
| A-1 | 99 | 98/100 | \$750 | 10 | EV |
| M2 Coupe | | | | | |
| A-S8, 3.0L, 6cyl | 19 | 16/23 | \$3,100 | 4 | P R T SS |
| M-6, 3.0L, 6cyl | 19 | 16/24 | \$3,100 | 4 | P R T |
| M240i Coupe | | | | | |
| A-S8, 3.0L, 6cyl | 26 | 22/32 | \$2,300 | 5 | P T SS |
| M240i xDrive Coupe | | | | | |
| A-S8, 3.0L, 6cyl | 26 | 23/32 | \$2,300 | 5 | P T SS |
| M4 Competition Coupe | | | | | |
| A-S8, 3.0L, 6cyl | 19 | 16/23 | \$3,100 | 4 | P R T SS |
| M4 Competition M xDrive Convertible | | | | | |
| A-S8, 3.0L, 6cyl | 18 | 16/23 | \$3,300 | 4 | P R T SS |

| Manufacturer Model Configuration (trans, eng size, cyl) | MPG | | Annual Fuel Cost | GHG Rating | Notes |
|---|------|----------|------------------|------------|--------------|
| | Comb | City/Hwy | | | |
| M4 Competition M xDrive Coupe | | | | | |
| A-S8, 3.0L, 6cyl | 18 | 16/22 | \$3,300 | 4 | P R T SS |
| M4 Coupe | | | | | |
| M-6, 3.0L, 6cyl | 19 | 16/23 | \$3,100 | 4 | P R T |
| M440i Convertible | | | | | |
| A-S8, 3.0L, 6cyl | 26 | 23/31 | \$2,300 | 5 | P T MHEV SS |
| M440i Coupe | | | | | |
| A-S8, 3.0L, 6cyl | 27 | 24/32 | \$2,200 | 5 | P T MHEV SS |
| M440i xDrive Convertible | | | | | |
| A-S8, 3.0L, 6cyl | 25 | 22/30 | \$2,350 | 5 | P T MHEV SS |
| M440i xDrive Coupe | | | | | |
| A-S8, 3.0L, 6cyl | 25 | 22/31 | \$2,350 | 5 | P T MHEV SS |
| M8 Competition Convertible | | | | | |
| A-S8, 4.4L, 8cyl | 17 | 15/22 | \$3,500 | 3 | P R T Tax SS |
| M8 Competition Coupe | | | | | |
| A-S8, 4.4L, 8cyl | 17 | 15/22 | \$3,500 | 3 | P R T Tax SS |
| M850i xDrive Convertible | | | | | |
| A-S8, 4.4L, 8cyl | 19 | 17/24 | \$3,100 | 4 | P T SS |
| M850i xDrive Coupe | | | | | |
| A-S8, 4.4L, 8cyl | 19 | 17/24 | \$3,100 | 4 | P T SS |
| CHEVROLET | | | | | |
| Camaro | | | | | |
| A-S10, 3.6L, 6cyl | 22 | 18/29 | \$2,100 | 5 | CD |
| M-6, 3.6L, 6cyl | 20 | 16/26 | \$2,300 | 4 | |
| A-S10, 6.2L, 8cyl | 20 | 16/26 | \$2,950 | 4 | PR CD |
| A-S10, 6.2L, 8cyl | 16 | 13/21 | \$3,700 | 3 | PR S Tax |
| M-6, 6.2L, 8cyl | 19 | 16/24 | \$3,100 | 4 | PR |
| M-6, 6.2L, 8cyl | 16 | 14/20 | \$3,700 | 3 | PR S Tax |
| FERRARI | | | | | |
| Roma | | | | | |
| AM-8, 3.9L, 8cyl | 19 | 17/22 | \$3,100 | 4 | P R T SS |
| FORD | | | | | |
| Mustang | | | | | |
| A-10, 2.3L, 4cyl | 26 | 22/33 | \$1,750 | 5 | T SS |
| A-S10, 5.0L, 8cyl | 18 | 15/24 | \$2,550 | 4 | |
| M-6, 5.0L, 8cyl | 17 | 14/23 | \$2,700 | 3 | Tax |
| Mustang Dark Horse | | | | | |
| A-S10, 5.0L, 8cyl | 17 | 14/22 | \$2,700 | 3 | Tax |
| M-6, 5.0L, 8cyl | 17 | 14/22 | \$2,700 | 3 | Tax |
| Mustang Performance Package | | | | | |
| A-S10, 2.3L, 4cyl | 24 | 21/29 | \$1,900 | 5 | T SS |
| LEXUS | | | | | |
| LC 500 | | | | | |
| A-S10, 5.0L, 8cyl | 18 | 16/24 | \$3,300 | 4 | PR |
| LC 500h | | | | | |
| AV-S10, 3.5L, 6cyl | 29 | 26/33 | \$2,050 | 6 | PR HEV SS |
| RC 300 | | | | | |
| A-S8, 2.0L, 4cyl | 25 | 21/31 | \$2,350 | 5 | P R T |
| RC 300 AWD | | | | | |
| A-S6, 3.5L, 6cyl | 22 | 19/26 | \$2,700 | 5 | PR |

| Manufacturer Model Configuration (trans, eng size, cyl) | MPG | | Annual Fuel Cost | GHG Rating | Notes |
|---|------|----------|------------------|------------|-------|
| | Comb | City/Hwy | | | |

RC 350

| | | | | | |
|------------------|----|-------|---------|---|----|
| A-S8, 3.5L, 6cyl | 23 | 20/28 | \$2,600 | 5 | PR |
|------------------|----|-------|---------|---|----|

RC 350 AWD

| | | | | | |
|------------------|----|-------|---------|---|----|
| A-S6, 3.5L, 6cyl | 22 | 19/26 | \$2,700 | 5 | PR |
|------------------|----|-------|---------|---|----|

RC F

| | | | | | |
|------------------|----|-------|---------|---|----|
| A-S8, 5.0L, 8cyl | 19 | 16/24 | \$3,100 | 4 | PR |
|------------------|----|-------|---------|---|----|

MASERATI

GranTurismo Modena

| | | | | | |
|-----------------|----|-------|---------|---|-----------|
| A-8, 3.0L, 6cyl | 21 | 18/27 | \$2,800 | 4 | PRT CD SS |
|-----------------|----|-------|---------|---|-----------|

GranTurismo Trofeo

| | | | | | |
|-----------------|----|-------|---------|---|-----------|
| A-8, 3.0L, 6cyl | 21 | 18/27 | \$2,800 | 4 | PRT CD SS |
|-----------------|----|-------|---------|---|-----------|

MINI

Cooper Hardtop 2 door

| | | | | | |
|-------------------|----|-------|---------|---|-------|
| AM-S7, 1.5L, 3cyl | 32 | 29/38 | \$1,850 | 6 | PT SS |
| M-6, 1.5L, 3cyl | 31 | 27/38 | \$1,900 | 6 | PT SS |

Cooper Hardtop 4 door

| | | | | | |
|-------------------|----|-------|---------|---|-------|
| AM-S7, 1.5L, 3cyl | 32 | 29/38 | \$1,850 | 6 | PT SS |
| M-6, 1.5L, 3cyl | 31 | 27/38 | \$1,900 | 6 | PT SS |

Cooper S Hardtop 2 door

| | | | | | |
|-------------------|----|-------|---------|---|-------|
| AM-S7, 2.0L, 4cyl | 31 | 28/38 | \$1,900 | 6 | PT SS |
| M-6, 2.0L, 4cyl | 27 | 23/33 | \$2,200 | 5 | PT SS |

Cooper S Hardtop 4 door

| | | | | | |
|-------------------|----|-------|---------|---|-------|
| AM-S7, 2.0L, 4cyl | 31 | 28/38 | \$1,900 | 6 | PT SS |
| M-6, 2.0L, 4cyl | 27 | 23/33 | \$2,200 | 5 | PT SS |

Cooper SE Hardtop 2 door

| | | | | | |
|-----|-----|---------|-------|----|----|
| A-1 | 110 | 119/100 | \$700 | 10 | EV |
|-----|-----|---------|-------|----|----|

John Cooper Works Hardtop 2 door

| | | | | | |
|------------------|----|-------|---------|---|-------|
| A-S8, 2.0L, 4cyl | 29 | 26/35 | \$2,050 | 6 | PT SS |
| M-6, 2.0L, 4cyl | 26 | 22/32 | \$2,300 | 5 | PT SS |

NISSAN

GT-R

| | | | | | |
|-------------------|----|-------|---------|---|-----|
| AM-S6, 3.8L, 6cyl | 18 | 16/22 | \$3,300 | 4 | PRT |
|-------------------|----|-------|---------|---|-----|

TOYOTA

GR Corolla

| | | | | | |
|-----------------|----|-------|---------|---|-----|
| M-6, 1.6L, 3cyl | 24 | 21/28 | \$2,450 | 5 | PRT |
|-----------------|----|-------|---------|---|-----|

COMPACT CARS

AUDI

A4 quattro

| | | | | | |
|-------------------|----|-------|---------|---|------------|
| AM-S7, 2.0L, 4cyl | 30 | 26/35 | \$2,000 | 6 | PT MHEV SS |
|-------------------|----|-------|---------|---|------------|

A4 S line quattro

| | | | | | |
|-------------------|----|-------|---------|---|------------|
| AM-S7, 2.0L, 4cyl | 27 | 24/32 | \$2,200 | 5 | PT MHEV SS |
|-------------------|----|-------|---------|---|------------|

S4

| | | | | | |
|------------------|----|-------|---------|---|-------|
| A-S8, 3.0L, 6cyl | 24 | 21/29 | \$2,450 | 5 | PT SS |
|------------------|----|-------|---------|---|-------|

BMW

228i Gran Coupe

| | | | | | |
|------------------|----|-------|---------|---|-------|
| A-S8, 2.0L, 4cyl | 28 | 24/34 | \$2,100 | 6 | PT SS |
|------------------|----|-------|---------|---|-------|

228i xDrive Gran Coupe

| | | | | | |
|------------------|----|-------|---------|---|-------|
| A-S8, 2.0L, 4cyl | 27 | 23/33 | \$2,200 | 5 | PT SS |
|------------------|----|-------|---------|---|-------|

| Manufacturer Model Configuration (trans, eng size, cyl) | MPG | | Annual Fuel Cost | GHG Rating | Notes |
|---|------|----------|------------------|------------|-------|
| | Comb | City/Hwy | | | |

330e Sedan

| | | | | | |
|------------------|--------------|--|--|--|------------|
| A-S8, 2.0L, 4cyl | See page 32. | | | | PT PHEV SS |
|------------------|--------------|--|--|--|------------|

330e xDrive Sedan

| | | | | | |
|------------------|--------------|--|--|--|------------|
| A-S8, 2.0L, 4cyl | See page 32. | | | | PT PHEV SS |
|------------------|--------------|--|--|--|------------|

330i Sedan

| | | | | | |
|------------------|----|-------|---------|---|-------|
| A-S8, 2.0L, 4cyl | 29 | 25/34 | \$2,050 | 6 | PT SS |
|------------------|----|-------|---------|---|-------|

330i xDrive Sedan

| | | | | | |
|------------------|----|-------|---------|---|-------|
| A-S8, 2.0L, 4cyl | 27 | 24/33 | \$2,200 | 5 | PT SS |
|------------------|----|-------|---------|---|-------|

430i Gran Coupe

| | | | | | |
|------------------|----|-------|---------|---|-------|
| A-S8, 2.0L, 4cyl | 28 | 25/34 | \$2,100 | 6 | PT SS |
|------------------|----|-------|---------|---|-------|

430i xDrive Gran Coupe

| | | | | | |
|------------------|----|-------|---------|---|-------|
| A-S8, 2.0L, 4cyl | 27 | 23/33 | \$2,200 | 5 | PT SS |
|------------------|----|-------|---------|---|-------|

i5 eDrive40 Sedan (19 inch Wheels)

| | | | | | |
|-----|-----|---------|-------|----|----|
| A-1 | 105 | 104/105 | \$700 | 10 | EV |
|-----|-----|---------|-------|----|----|

i5 eDrive40 Sedan (20 inch Wheels)

| | | | | | |
|-----|----|-------|-------|----|----|
| A-1 | 99 | 99/98 | \$750 | 10 | EV |
|-----|----|-------|-------|----|----|

i5 eDrive40 Sedan (21 inch Wheels)

| | | | | | |
|-----|----|-------|-------|----|----|
| A-1 | 96 | 97/94 | \$800 | 10 | EV |
|-----|----|-------|-------|----|----|

i5 M60 xDrive Sedan (19 inch Wheels)

| | | | | | |
|-----|----|-------|-------|----|----|
| A-1 | 91 | 90/93 | \$850 | 10 | EV |
|-----|----|-------|-------|----|----|

i5 M60 xDrive Sedan (20 inch Wheels)

| | | | | | |
|-----|----|-------|-------|----|----|
| A-1 | 89 | 89/90 | \$850 | 10 | EV |
|-----|----|-------|-------|----|----|

i5 M60 xDrive Sedan (21 inch Wheels)

| | | | | | |
|-----|----|-------|-------|----|----|
| A-1 | 85 | 85/86 | \$900 | 10 | EV |
|-----|----|-------|-------|----|----|

M235i xDrive Gran Coupe

| | | | | | |
|------------------|----|-------|---------|---|-------|
| A-S8, 2.0L, 4cyl | 27 | 24/33 | \$2,200 | 5 | PT SS |
|------------------|----|-------|---------|---|-------|

M3 Competition M xDrive Sedan

| | | | | | |
|------------------|----|-------|---------|---|--------|
| A-S8, 3.0L, 6cyl | 18 | 16/22 | \$3,300 | 4 | PRT SS |
|------------------|----|-------|---------|---|--------|

M3 Competition Sedan

| | | | | | |
|------------------|----|-------|---------|---|--------|
| A-S8, 3.0L, 6cyl | 19 | 16/23 | \$3,100 | 4 | PRT SS |
|------------------|----|-------|---------|---|--------|

M3 CS Sedan

| | | | | | |
|------------------|----|-------|---------|---|--------|
| A-S8, 3.0L, 6cyl | 18 | 15/22 | \$3,300 | 4 | PRT SS |
|------------------|----|-------|---------|---|--------|

M3 Sedan

| | | | | | |
|-----------------|----|-------|---------|---|-----|
| M-6, 3.0L, 6cyl | 19 | 16/23 | \$3,100 | 4 | PRT |
|-----------------|----|-------|---------|---|-----|

M340i Sedan

| | | | | | |
|------------------|----|-------|---------|---|------------|
| A-S8, 3.0L, 6cyl | 26 | 23/31 | \$2,300 | 5 | PT MHEV SS |
|------------------|----|-------|---------|---|------------|

M340i xDrive Sedan

| | | | | | |
|------------------|----|-------|---------|---|------------|
| A-S8, 3.0L, 6cyl | 26 | 23/31 | \$2,300 | 5 | PT MHEV SS |
|------------------|----|-------|---------|---|------------|

M440i Gran Coupe

| | | | | | |
|------------------|----|-------|---------|---|------------|
| A-S8, 3.0L, 6cyl | 27 | 24/32 | \$2,200 | 5 | PT MHEV SS |
|------------------|----|-------|---------|---|------------|

M440i xDrive Gran Coupe

| | | | | | |
|------------------|----|-------|---------|---|------------|
| A-S8, 3.0L, 6cyl | 25 | 22/30 | \$2,350 | 5 | PT MHEV SS |
|------------------|----|-------|---------|---|------------|

CADILLAC

CT4

| | | | | | |
|-------------------|----|-------|---------|---|-----------|
| A-S8, 2.0L, 4cyl | 26 | 22/32 | \$2,300 | 5 | PRT CD SS |
| A-S10, 2.7L, 4cyl | 25 | 21/31 | \$2,350 | 5 | PRT CD SS |

CT4 AWD

| | | | | | |
|-------------------|----|-------|---------|---|-----------|
| A-S8, 2.0L, 4cyl | 25 | 21/31 | \$2,350 | 5 | PRT CD SS |
| A-S10, 2.7L, 4cyl | 24 | 21/29 | \$2,450 | 5 | PRT CD SS |

CT4 V

| | | | | | |
|-------------------|----|-------|---------|---|-----------|
| A-S10, 2.7L, 4cyl | 23 | 20/29 | \$2,600 | 5 | PRT CD SS |
| A-S10, 3.6L, 6cyl | 19 | 16/24 | \$3,100 | 4 | PRT |
| M-6, 3.6L, 6cyl | 18 | 15/23 | \$3,300 | 4 | PRT |

| Manufacturer Model Configuration (trans, eng size, cyl) | MPG | | Annual Fuel Cost | GHG Rating | Notes |
|---|------|----------|------------------|------------|---------------|
| | Comb | City/Hwy | | | |
| CT4 V AWD | | | | | |
| A-S10, 2.7L, 4cyl | 23 | 20/28 | \$2,600 | 5 | P R T CD SS |
| GENESIS | | | | | |
| G70 AWD | | | | | |
| A-S8, 2.5L, 4cyl | 23 | 20/28 | \$2,600 | 5 | P T |
| G70 RWD | | | | | |
| A-S8, 2.5L, 4cyl | 24 | 21/29 | \$2,450 | 5 | P T |
| LEXUS | | | | | |
| IS 300 | | | | | |
| A-S8, 2.0L, 4cyl | 25 | 21/31 | \$2,350 | 5 | P R T |
| IS 300 AWD | | | | | |
| A-S6, 3.5L, 6cyl | 22 | 19/26 | \$2,700 | 5 | PR |
| IS 350 | | | | | |
| A-S8, 3.5L, 6cyl | 23 | 20/28 | \$2,600 | 5 | PR |
| IS 350 AWD | | | | | |
| A-S6, 3.5L, 6cyl | 22 | 19/26 | \$2,700 | 5 | PR |
| IS 500 | | | | | |
| A-S8, 5.0L, 8cyl | 20 | 17/25 | \$2,950 | 4 | PR |
| UX 250h | | | | | |
| AV-S6, 2.0L, 4cyl | 42 | 43/41 | \$1,100 | 7 | MHEV SS |
| UX 250h AWD | | | | | |
| AV-S6, 2.0L, 4cyl | 39 | 41/38 | \$1,200 | 7 | MHEV SS |
| MAZDA | | | | | |
| 3 4-Door 2WD | | | | | |
| A-S6, 2.5L, 4cyl | 31 | 27/37 | \$1,500 | 6 | CD |
| 3 4-Door 4WD | | | | | |
| A-S6, 2.5L, 4cyl | 30 | 26/35 | \$1,550 | 6 | CD |
| A-S6, 2.5L, 4cyl | 27 | 23/32 | \$1,700 | 5 | T |
| MERCEDES-BENZ | | | | | |
| AMG CLA35 4matic | | | | | |
| AM-8, 2.0L, 4cyl | 25 | 22/29 | \$2,350 | 5 | P R T MHEV SS |
| AMG CLA45 S 4matic | | | | | |
| AM-8, 2.0L, 4cyl | 23 | 20/28 | \$2,600 | 5 | P R T SS |
| AMG GT 43 4matic Plus | | | | | |
| A-9, 3.0L, 6cyl | 21 | 19/24 | \$2,800 | 4 | PR MHEV SS |
| AMG GT 53 4matic Plus | | | | | |
| A-9, 3.0L, 6cyl | 21 | 19/24 | \$2,800 | 4 | PR MHEV SS |
| AMG GT 63 4matic Plus | | | | | |
| A-9, 4.0L, 8cyl | 17 | 15/21 | \$3,500 | 3 | P R T CD SS |
| C300 | | | | | |
| A-9, 2.0L, 4cyl | 30 | 26/36 | \$2,000 | 6 | P R T MHEV SS |
| C300 4matic | | | | | |
| A-9, 2.0L, 4cyl | 27 | 23/33 | \$2,200 | 5 | P R T MHEV SS |
| CLA250 | | | | | |
| AM-8, 2.0L, 4cyl | 30 | 26/36 | \$2,000 | 6 | P R T MHEV SS |
| CLA250 4matic | | | | | |
| AM-8, 2.0L, 4cyl | 28 | 25/35 | \$2,100 | 6 | P R T MHEV SS |

| Manufacturer Model Configuration (trans, eng size, cyl) | MPG | | Annual Fuel Cost | GHG Rating | Notes |
|---|------|----------|------------------|------------|--------|
| | Comb | City/Hwy | | | |
| MITSUBISHI | | | | | |
| Mirage | | | | | |
| AV, 1.2L, 3cyl | 39 | 36/43 | \$1,200 | 7 | |
| Mirage G4 | | | | | |
| AV, 1.2L, 3cyl | 37 | 35/41 | \$1,250 | 7 | |
| NISSAN | | | | | |
| Versa | | | | | |
| AV, 1.6L, 4cyl | 35 | 32/40 | \$1,300 | 7 | |
| M-5, 1.6L, 4cyl | 30 | 27/35 | \$1,550 | 6 | |
| PORSCHE | | | | | |
| Taycan 4S Performance Battery | | | | | |
| A-2 | 82 | 82/82 | \$900 | 10 | EV |
| Taycan 4S Performance Battery Plus | | | | | |
| A-2 | 80 | 79/81 | \$950 | 10 | EV |
| Taycan GTS | | | | | |
| A-2 | 83 | 83/82 | \$900 | 10 | EV |
| Taycan GTS Sport Turismo | | | | | |
| A-2 | 80 | 80/80 | \$950 | 10 | EV |
| Taycan Performance Battery | | | | | |
| A-2 | 83 | 79/88 | \$900 | 10 | EV |
| Taycan Performance Battery Plus | | | | | |
| A-2 | 82 | 78/88 | \$950 | 10 | EV |
| Taycan Turbo | | | | | |
| A-2 | 81 | 81/80 | \$950 | 10 | EV |
| Taycan Turbo S | | | | | |
| A-2 | 75 | 76/74 | \$1,000 | 10 | EV |
| ROLLS-ROYCE | | | | | |
| Spectre (22 inch wheels) | | | | | |
| A-1 | 81 | 77/86 | \$950 | 10 | EV |
| Spectre (23 inch wheels) | | | | | |
| A-1 | 74 | 71/79 | \$1,000 | 10 | EV |
| Spectre Black Badge (22 inch wheels) | | | | | |
| A-1 | 78 | 74/84 | \$950 | 10 | EV |
| Spectre Black Badge (23 inch wheels) | | | | | |
| A-1 | 73 | 71/77 | \$1,050 | 10 | EV |
| TOYOTA | | | | | |
| Corolla | | | | | |
| AV-S10, 2.0L, 4cyl | 35 | 32/41 | \$1,300 | 7 | |
| AV-S10, 2.0L, 4cyl | 34 | 31/40 | \$1,350 | 7 | 3-Mode |
| Corolla Hatchback | | | | | |
| AV-S10, 2.0L, 4cyl | 35 | 32/41 | \$1,300 | 7 | |
| Corolla Hatchback XSE | | | | | |
| AV-S10, 2.0L, 4cyl | 33 | 30/38 | \$1,400 | 6 | |
| Corolla Hybrid | | | | | |
| ▶ AV, 1.8L, 4cyl | 50 | 53/46 | \$900 | 8 | HEV SS |
| AV, 1.8L, 4cyl | 47 | 50/43 | \$1,000 | 8 | HEV SS |
| Corolla Hybrid AWD | | | | | |
| AV, 1.8L, 4cyl | 48 | 51/44 | \$950 | 8 | HEV SS |
| AV, 1.8L, 4cyl | 44 | 47/41 | \$1,050 | 8 | HEV SS |

| Manufacturer Model Configuration (trans, eng size, cyl) | MPG | | Annual Fuel Cost | GHG Rating | Notes |
|---|------|----------|------------------|------------|-------|
| | Comb | City/Hwy | | | |

VOLKSWAGEN

GLI

| | | | | | |
|-----------------|----|-------|---------|---|---|
| M-6, 2.0L, 4cyl | 28 | 24/35 | \$1,650 | 6 | T |
|-----------------|----|-------|---------|---|---|

Golf R

| | | | | | |
|-------------------|----|-------|---------|---|--------|
| AM-S7, 2.0L, 4cyl | 25 | 22/31 | \$2,350 | 5 | P T SS |
| M-6, 2.0L, 4cyl | 23 | 20/28 | \$2,600 | 5 | P T |

GTI

| | | | | | |
|-------------------|----|-------|---------|---|------|
| AM-S7, 2.0L, 4cyl | 27 | 24/33 | \$1,700 | 5 | T SS |
| M-6, 2.0L, 4cyl | 27 | 23/34 | \$1,700 | 5 | T |

Jetta

| | | | | | |
|------------------|----|-------|---------|---|------|
| A-S8, 1.5L, 4cyl | 34 | 30/41 | \$1,350 | 7 | T SS |
| M-6, 1.5L, 4cyl | 34 | 29/42 | \$1,350 | 7 | T |

Jetta Sport/SE/SEL

| | | | | | |
|------------------|----|-------|---------|---|------|
| A-S8, 1.5L, 4cyl | 33 | 29/40 | \$1,400 | 6 | T SS |
|------------------|----|-------|---------|---|------|

VOLVO

S60 B5

| | | | | | |
|------------------|----|-------|---------|---|---------------|
| A-S8, 2.0L, 4cyl | 30 | 26/35 | \$2,000 | 6 | P R T MHEV SS |
|------------------|----|-------|---------|---|---------------|

S60 B5 AWD

| | | | | | |
|------------------|----|-------|---------|---|---------------|
| A-S8, 2.0L, 4cyl | 28 | 25/33 | \$2,100 | 6 | P R T MHEV SS |
|------------------|----|-------|---------|---|---------------|

S60 T8 AWD Recharge

| | | | | | |
|------------------|--------------|--|--|--|---------------|
| A-S8, 2.0L, 4cyl | See page 32. | | | | P R T PHEV SS |
|------------------|--------------|--|--|--|---------------|

MIDSIZE CARS

ALFA ROMEO

Giulia

| | | | | | |
|-----------------|----|-------|---------|---|-----------|
| A-8, 2.0L, 4cyl | 27 | 24/33 | \$2,200 | 5 | P T SS |
| A-8, 2.9L, 6cyl | 20 | 17/25 | \$2,950 | 4 | P T CD SS |

Giulia AWD

| | | | | | |
|-----------------|----|-------|---------|---|--------|
| A-8, 2.0L, 4cyl | 26 | 23/31 | \$2,300 | 5 | P T SS |
|-----------------|----|-------|---------|---|--------|

AUDI

A5 Sportback quattro

| | | | | | |
|-------------------|----|-------|---------|---|-------------|
| AM-S7, 2.0L, 4cyl | 30 | 26/35 | \$2,000 | 6 | P T MHEV SS |
|-------------------|----|-------|---------|---|-------------|

A5 Sportback S line quattro

| | | | | | |
|-------------------|----|-------|---------|---|-------------|
| AM-S7, 2.0L, 4cyl | 27 | 24/32 | \$2,200 | 5 | P T MHEV SS |
|-------------------|----|-------|---------|---|-------------|

A6 quattro

| | | | | | |
|-------------------|----|-------|---------|---|-------------|
| AM-S7, 2.0L, 4cyl | 26 | 23/33 | \$2,300 | 5 | P T MHEV SS |
| AM-S7, 3.0L, 6cyl | 25 | 22/30 | \$2,350 | 5 | P T MHEV SS |

A7 quattro

| | | | | | |
|-------------------|----|-------|---------|---|-------------|
| AM-S7, 3.0L, 6cyl | 25 | 22/30 | \$2,350 | 5 | P T MHEV SS |
|-------------------|----|-------|---------|---|-------------|

e-tron GT

| | | | | | |
|-----|----|-------|-------|----|----|
| A-2 | 85 | 85/85 | \$900 | 10 | EV |
|-----|----|-------|-------|----|----|

RS 5 Sportback

| | | | | | |
|------------------|----|-------|---------|---|-----|
| A-S8, 2.9L, 6cyl | 20 | 18/25 | \$2,950 | 4 | P T |
|------------------|----|-------|---------|---|-----|

RS 7

| | | | | | |
|------------------|----|-------|---------|---|--------------------|
| A-S8, 4.0L, 8cyl | 17 | 14/22 | \$3,500 | 3 | P T Tax CD MHEV SS |
|------------------|----|-------|---------|---|--------------------|

RS e-tron GT

| | | | | | |
|-----|----|-------|-------|----|----|
| A-2 | 85 | 85/85 | \$900 | 10 | EV |
|-----|----|-------|-------|----|----|

S5 Sportback

| | | | | | |
|------------------|----|-------|---------|---|--------|
| A-S8, 3.0L, 6cyl | 23 | 20/29 | \$2,600 | 5 | P T SS |
|------------------|----|-------|---------|---|--------|

| Manufacturer Model Configuration (trans, eng size, cyl) | MPG | | Annual Fuel Cost | GHG Rating | Notes |
|---|------|----------|------------------|------------|-------|
| | Comb | City/Hwy | | | |

S6

| | | | | | |
|------------------|----|-------|---------|---|-----------|
| A-S8, 2.9L, 6cyl | 22 | 19/26 | \$2,700 | 5 | P MHEV SS |
|------------------|----|-------|---------|---|-----------|

S7

| | | | | | |
|------------------|----|-------|---------|---|-----------|
| A-S8, 2.9L, 6cyl | 22 | 19/26 | \$2,700 | 5 | P MHEV SS |
|------------------|----|-------|---------|---|-----------|

BENTLEY

Flying Spur

| | | | | | |
|--------------------|----|-------|---------|---|-----------------|
| AM-S8, 4.0L, 8cyl | 17 | 15/20 | \$3,500 | 3 | P R T Tax CD SS |
| AM-S8, 6.0L, 12cyl | 15 | 12/19 | \$3,950 | 2 | P T Tax CD SS |

Flying Spur Hybrid

| | | | | | |
|-------------------|--------------|--|--|--|-------------|
| AM-S8, 2.9L, 6cyl | See page 32. | | | | P T PHEV SS |
|-------------------|--------------|--|--|--|-------------|

BMW

530i Sedan

| | | | | | |
|------------------|----|-------|---------|---|-------------|
| A-S8, 2.0L, 4cyl | 30 | 27/35 | \$2,000 | 6 | P T MHEV SS |
|------------------|----|-------|---------|---|-------------|

530i xDrive Sedan

| | | | | | |
|------------------|----|-------|---------|---|-------------|
| A-S8, 2.0L, 4cyl | 30 | 27/35 | \$2,000 | 6 | P T MHEV SS |
|------------------|----|-------|---------|---|-------------|

540i xDrive Sedan

| | | | | | |
|------------------|----|-------|---------|---|-------------|
| A-S8, 3.0L, 6cyl | 28 | 26/33 | \$2,100 | 6 | P T MHEV SS |
|------------------|----|-------|---------|---|-------------|

840i Gran Coupe

| | | | | | |
|------------------|----|-------|---------|---|--------|
| A-S8, 3.0L, 6cyl | 24 | 21/29 | \$2,450 | 5 | P T SS |
|------------------|----|-------|---------|---|--------|

840i xDrive Gran Coupe

| | | | | | |
|------------------|----|-------|---------|---|--------|
| A-S8, 3.0L, 6cyl | 24 | 21/29 | \$2,450 | 5 | P T SS |
|------------------|----|-------|---------|---|--------|

Alpina B8 Gran Coupe

| | | | | | |
|------------------|----|-------|---------|---|--------|
| A-S8, 4.4L, 8cyl | 19 | 17/24 | \$3,100 | 4 | P T SS |
|------------------|----|-------|---------|---|--------|

M8 Competition Gran Coupe

| | | | | | |
|------------------|----|-------|---------|---|--------------|
| A-S8, 4.4L, 8cyl | 17 | 15/22 | \$3,500 | 3 | P R T Tax SS |
|------------------|----|-------|---------|---|--------------|

M850i xDrive Gran Coupe

| | | | | | |
|------------------|----|-------|---------|---|--------|
| A-S8, 4.4L, 8cyl | 19 | 17/24 | \$3,100 | 4 | P T SS |
|------------------|----|-------|---------|---|--------|

CADILLAC

CT5

| | | | | | |
|-------------------|----|-------|---------|---|-------------|
| A-S10, 2.0L, 4cyl | 27 | 23/33 | \$2,200 | 5 | P R T CD SS |
| A-S10, 3.0L, 6cyl | 22 | 19/27 | \$2,700 | 5 | P R T CD SS |

CT5 AWD

| | | | | | |
|-------------------|----|-------|---------|---|-------------|
| A-S10, 2.0L, 4cyl | 25 | 22/30 | \$2,350 | 5 | P R T CD SS |
| A-S10, 3.0L, 6cyl | 21 | 18/26 | \$2,800 | 4 | P R T CD SS |

CT5 V

| | | | | | |
|-------------------|----|-------|---------|---|--------------|
| A-S10, 3.0L, 6cyl | 21 | 18/27 | \$2,800 | 4 | P R T CD SS |
| A-S10, 6.2L, 8cyl | 16 | 13/21 | \$3,700 | 3 | P R S Tax CD |
| M-6, 6.2L, 8cyl | 15 | 13/21 | \$3,950 | 2 | P R S Tax |

CT5 V AWD

| | | | | | |
|-------------------|----|-------|---------|---|-------------|
| A-S10, 3.0L, 6cyl | 21 | 18/26 | \$2,800 | 4 | P R T CD SS |
|-------------------|----|-------|---------|---|-------------|

GENESIS

Electrified G80

| | | | | | |
|-----|----|--------|-------|----|----|
| A-1 | 97 | 105/89 | \$800 | 10 | EV |
|-----|----|--------|-------|----|----|

HONDA

Accord Hybrid Sport/Touring

| | | | | | |
|----------------|----|-------|---------|---|--------|
| AV, 2.0L, 4cyl | 44 | 46/41 | \$1,050 | 8 | HEV SS |
|----------------|----|-------|---------|---|--------|

| Manufacturer Model Configuration (trans, eng size, cyl) | MPG | | Annual Fuel Cost | GHG Rating | Notes |
|---|------|----------|------------------|------------|--------|
| | Comb | City/Hwy | | | |
| Civic 4Dr | | | | | |
| AV, 1.5L, 4cyl | 36 | 33/42 | \$1,300 | 7 | T SS |
| AV-S7, 1.5L, 4cyl | 34 | 31/38 | \$1,350 | 7 | T SS |
| M-6, 1.5L, 4cyl | 31 | 27/37 | \$1,900 | 6 | P T SS |
| AV, 2.0L, 4cyl | 35 | 31/40 | \$1,300 | 7 | SS |
| AV-S7, 2.0L, 4cyl | 33 | 30/37 | \$1,400 | 6 | SS |

HYUNDAI

Elantra

| | | | | | |
|-------------------|----|-------|---------|---|----|
| AV-S1, 2.0L, 4cyl | 36 | 32/41 | \$1,300 | 7 | SS |
| AV-S1, 2.0L, 4cyl | 34 | 31/40 | \$1,350 | 7 | |

Elantra Hybrid

| | | | | | |
|-------------------|----|-------|-------|---|--------|
| AM-S6, 1.6L, 4cyl | 50 | 49/52 | \$900 | 8 | HEV SS |
|-------------------|----|-------|-------|---|--------|

Elantra Hybrid Blue

| | | | | | |
|-------------------|----|-------|-------|---|--------|
| AM-S6, 1.6L, 4cyl | 54 | 51/58 | \$850 | 8 | HEV SS |
|-------------------|----|-------|-------|---|--------|

Ioniq 6 Long range AWD (18 inch Wheels)

| | | | | | |
|-----|-----|---------|-------|----|----|
| A-1 | 121 | 130/111 | \$600 | 10 | EV |
|-----|-----|---------|-------|----|----|

Ioniq 6 Long range AWD (20 inch Wheels)

| | | | | | |
|-----|-----|--------|-------|----|----|
| A-1 | 103 | 111/94 | \$750 | 10 | EV |
|-----|-----|--------|-------|----|----|

Ioniq 6 Long range RWD (18 inch Wheels)

| | | | | | |
|-----|-----|---------|-------|----|----|
| A-1 | 140 | 153/127 | \$550 | 10 | EV |
|-----|-----|---------|-------|----|----|

Ioniq 6 Long range RWD (20 inch Wheels)

| | | | | | |
|-----|-----|---------|-------|----|----|
| A-1 | 117 | 129/105 | \$600 | 10 | EV |
|-----|-----|---------|-------|----|----|

Ioniq 6 Standard Range RWD

| | | | | | |
|-----|-----|---------|-------|----|----|
| A-1 | 135 | 151/120 | \$550 | 10 | EV |
|-----|-----|---------|-------|----|----|

JAGUAR

XF P250

| | | | | | |
|------------------|----|-------|---------|---|--------|
| A-S8, 2.0L, 4cyl | 26 | 23/30 | \$2,300 | 5 | P T SS |
|------------------|----|-------|---------|---|--------|

XF P300 AWD

| | | | | | |
|------------------|----|-------|---------|---|--------|
| A-S8, 2.0L, 4cyl | 24 | 21/29 | \$2,450 | 5 | P T SS |
|------------------|----|-------|---------|---|--------|

KIA

Forte

| | | | | | |
|-------------------|----|-------|---------|---|---|
| AM-S7, 1.6L, 4cyl | 30 | 27/35 | \$1,550 | 6 | T |
| M-6, 1.6L, 4cyl | 26 | 22/31 | \$1,750 | 5 | T |
| AV, 2.0L, 4cyl | 32 | 28/39 | \$1,450 | 6 | |

Forte FE

| | | | | | |
|----------------|----|-------|---------|---|--|
| AV, 2.0L, 4cyl | 34 | 30/41 | \$1,350 | 7 | |
|----------------|----|-------|---------|---|--|

LEXUS

ES 250 AWD

| | | | | | |
|------------------|----|-------|---------|---|--|
| A-S8, 2.5L, 4cyl | 28 | 25/34 | \$1,650 | 6 | |
|------------------|----|-------|---------|---|--|

ES 300h

| | | | | | |
|-------------------|----|-------|---------|---|--------|
| AV-S6, 2.5L, 4cyl | 44 | 43/44 | \$1,050 | 8 | HEV SS |
|-------------------|----|-------|---------|---|--------|

ES 350

| | | | | | |
|------------------|----|-------|---------|---|--|
| A-S8, 3.5L, 6cyl | 26 | 22/32 | \$1,750 | 5 | |
|------------------|----|-------|---------|---|--|

ES 350 F Sport

| | | | | | |
|------------------|----|-------|---------|---|--|
| A-S8, 3.5L, 6cyl | 25 | 22/31 | \$1,850 | 5 | |
|------------------|----|-------|---------|---|--|

LS 500

| | | | | | |
|-------------------|----|-------|---------|---|-------|
| A-S10, 3.4L, 6cyl | 22 | 18/29 | \$2,700 | 5 | P R T |
|-------------------|----|-------|---------|---|-------|

LS 500 AWD

| | | | | | |
|-------------------|----|-------|---------|---|-------|
| A-S10, 3.4L, 6cyl | 21 | 17/27 | \$2,800 | 4 | P R T |
|-------------------|----|-------|---------|---|-------|

LS 500h AWD

| | | | | | |
|--------------------|----|-------|---------|---|-----------|
| AV-S10, 3.5L, 6cyl | 25 | 22/29 | \$2,350 | 5 | PR HEV SS |
|--------------------|----|-------|---------|---|-----------|

| Manufacturer Model Configuration (trans, eng size, cyl) | MPG | | Annual Fuel Cost | GHG Rating | Notes |
|---|------|----------|------------------|------------|-------|
| | Comb | City/Hwy | | | |

MASERATI

Ghibli GT

| | | | | | |
|-----------------|----|-------|---------|---|----------|
| A-8, 3.0L, 6cyl | 20 | 18/25 | \$2,950 | 4 | P R T SS |
|-----------------|----|-------|---------|---|----------|

Ghibli Modena AWD

| | | | | | |
|-----------------|----|-------|---------|---|----------|
| A-8, 3.0L, 6cyl | 20 | 17/25 | \$2,950 | 4 | P R T SS |
|-----------------|----|-------|---------|---|----------|

Ghibli Modena RWD

| | | | | | |
|-----------------|----|-------|---------|---|----------|
| A-8, 3.0L, 6cyl | 20 | 18/25 | \$2,950 | 4 | P R T SS |
|-----------------|----|-------|---------|---|----------|

Ghibli Trofeo

| | | | | | |
|-----------------|----|-------|---------|---|--------------|
| A-8, 3.8L, 8cyl | 16 | 13/20 | \$3,700 | 3 | P R T Tax SS |
|-----------------|----|-------|---------|---|--------------|

MAZDA

3 5-Door 2WD

| | | | | | |
|------------------|----|-------|---------|---|----|
| A-S6, 2.5L, 4cyl | 30 | 27/35 | \$1,550 | 6 | CD |
| M-6, 2.5L, 4cyl | 30 | 26/36 | \$1,550 | 6 | CD |

3 5-Door 4WD

| | | | | | |
|------------------|----|-------|---------|---|----|
| A-S6, 2.5L, 4cyl | 29 | 26/33 | \$1,600 | 6 | CD |
| A-S6, 2.5L, 4cyl | 26 | 23/31 | \$1,750 | 5 | T |

MERCEDES-BENZ

AMG EQE 4matic Plus

| | | | | | |
|-----|----|-------|---------|----|-------|
| A-1 | 73 | 73/74 | \$1,050 | 10 | EV SS |
|-----|----|-------|---------|----|-------|

EQE 350 4matic

| | | | | | |
|-----|----|-------|-------|----|-------|
| A-1 | 90 | 86/96 | \$850 | 10 | EV SS |
|-----|----|-------|-------|----|-------|

EQE 350 Plus

| | | | | | |
|-----|----|-------|-------|----|-------|
| A-1 | 96 | 98/94 | \$800 | 10 | EV SS |
|-----|----|-------|-------|----|-------|

EQE 500 4matic

| | | | | | |
|-----|----|-------|-------|----|-------|
| A-1 | 96 | 98/94 | \$800 | 10 | EV SS |
|-----|----|-------|-------|----|-------|

MINI

Cooper Countryman

| | | | | | |
|-------------------|----|-------|---------|---|--------|
| AM-S7, 1.5L, 3cyl | 28 | 26/32 | \$2,100 | 6 | P T SS |
|-------------------|----|-------|---------|---|--------|

Cooper Countryman All4

| | | | | | |
|------------------|----|-------|---------|---|--------|
| A-S8, 1.5L, 3cyl | 26 | 23/31 | \$2,300 | 5 | P T SS |
|------------------|----|-------|---------|---|--------|

Cooper S Clubman

| | | | | | |
|-------------------|----|-------|---------|---|--------|
| AM-S7, 2.0L, 4cyl | 29 | 25/35 | \$2,050 | 6 | P T SS |
| M-6, 2.0L, 4cyl | 25 | 22/32 | \$2,350 | 5 | P T SS |

Cooper S Clubman All4

| | | | | | |
|------------------|----|-------|---------|---|--------|
| A-S8, 2.0L, 4cyl | 27 | 23/32 | \$2,200 | 5 | P T SS |
|------------------|----|-------|---------|---|--------|

Cooper S Countryman

| | | | | | |
|-------------------|----|-------|---------|---|--------|
| AM-S7, 2.0L, 4cyl | 28 | 24/33 | \$2,100 | 6 | P T SS |
|-------------------|----|-------|---------|---|--------|

Cooper S Countryman All4

| | | | | | |
|------------------|----|-------|---------|---|--------|
| A-S8, 2.0L, 4cyl | 26 | 23/31 | \$2,300 | 5 | P T SS |
|------------------|----|-------|---------|---|--------|

JCW Countryman All4

| | | | | | |
|------------------|----|-------|---------|---|--------|
| A-S8, 2.0L, 4cyl | 26 | 24/30 | \$2,300 | 5 | P T SS |
|------------------|----|-------|---------|---|--------|

John Cooper Works Clubman All4

| | | | | | |
|------------------|----|-------|---------|---|--------|
| A-S8, 2.0L, 4cyl | 26 | 23/31 | \$2,300 | 5 | P T SS |
|------------------|----|-------|---------|---|--------|

NISSAN

Altima

| | | | | | |
|----------------|----|-------|---------|---|--|
| AV, 2.5L, 4cyl | 32 | 27/39 | \$1,450 | 6 | |
|----------------|----|-------|---------|---|--|

Altima AWD

| | | | | | |
|----------------|----|-------|---------|---|--|
| AV, 2.5L, 4cyl | 30 | 26/36 | \$1,550 | 6 | |
|----------------|----|-------|---------|---|--|

| Manufacturer Model Configuration (trans, eng size, cyl) | MPG | | Annual Fuel Cost | GHG Rating | Notes |
|---|------|----------|------------------|------------|--------|
| | Comb | City/Hwy | | | |
| Altima SL/SR | | | | | |
| AV, 2.5L, 4cyl | 31 | 27/37 | \$1,500 | 6 | |
| Altima SR | | | | | |
| AV-S8, 2.0L, 4cyl | 29 | 25/34 | \$1,600 | 6 | T |
| Kicks | | | | | |
| AV, 1.6L, 4cyl | 33 | 31/36 | \$1,400 | 6 | |
| LEAF | | | | | |
| A-1 | 111 | 123/99 | \$700 | 10 | EV |
| LEAF SV | | | | | |
| A-1 | 109 | 121/98 | \$700 | 10 | EV |
| Sentra | | | | | |
| AV, 2.0L, 4cyl | 34 | 30/40 | \$1,350 | 7 | SS |
| Sentra SR | | | | | |
| AV, 2.0L, 4cyl | 33 | 30/38 | \$1,400 | 6 | SS |
| POLESTAR | | | | | |
| 2 Dual Motor (19 Inch Wheels) | | | | | |
| A-1 | 106 | 112/100 | \$700 | 10 | EV |
| 2 Dual Motor (20 Inch Wheels) | | | | | |
| A-1 | 102 | 108/96 | \$700 | 10 | EV |
| 2 Dual Motor Performance Pack | | | | | |
| A-1 | 95 | 100/90 | \$700 | 10 | EV |
| 2 Single Motor (19 Inch Wheels) | | | | | |
| A-1 | 115 | 124/106 | \$650 | 10 | EV |
| 2 Single Motor (20 Inch Wheels) | | | | | |
| A-1 | 111 | 119/102 | \$650 | 10 | EV |
| PORSCHE | | | | | |
| Taycan 4 Cross Turismo | | | | | |
| A-2 | 80 | 80/80 | \$950 | 10 | EV |
| Taycan Turbo Cross Turismo | | | | | |
| A-2 | 79 | 80/78 | \$950 | 10 | EV |
| Taycan Turbo S Cross Turismo | | | | | |
| A-2 | 75 | 76/74 | \$1,000 | 10 | EV |
| SUBARU | | | | | |
| Legacy AWD | | | | | |
| AV-S8, 2.4L, 4cyl | 26 | 23/31 | \$1,750 | 5 | T SS |
| AV-S8, 2.5L, 4cyl | 30 | 27/35 | \$1,550 | 6 | SS |
| TOYOTA | | | | | |
| Camry | | | | | |
| A-S8, 3.5L, 6cyl | 26 | 22/33 | \$1,750 | 5 | |
| Camry AWD LE/SE | | | | | |
| A-S8, 2.5L, 4cyl | 29 | 25/34 | \$1,600 | 6 | |
| Camry AWD XLE/XSE | | | | | |
| A-S8, 2.5L, 4cyl | 28 | 25/34 | \$1,650 | 6 | |
| Camry Hybrid LE | | | | | |
| AV-S6, 2.5L, 4cyl | 52 | 51/53 | \$900 | 8 | HEV SS |
| Camry Hybrid SE/XLE/XSE | | | | | |
| AV-S6, 2.5L, 4cyl | 46 | 44/47 | \$1,000 | 8 | HEV SS |
| Camry LE/SE | | | | | |
| A-S8, 2.5L, 4cyl | 32 | 28/39 | \$1,450 | 6 | |

| Manufacturer Model Configuration (trans, eng size, cyl) | MPG | | Annual Fuel Cost | GHG Rating | Notes |
|---|------|--------------|------------------|------------|---------------|
| | Comb | City/Hwy | | | |
| Camry TRD | | | | | |
| A-S8, 3.5L, 6cyl | 25 | 22/31 | \$1,850 | 5 | |
| Camry XLE/XSE | | | | | |
| A-S8, 2.5L, 4cyl | 31 | 27/38 | \$1,500 | 6 | |
| Camry XSE | | | | | |
| A-S8, 3.5L, 6cyl | 26 | 22/32 | \$1,750 | 5 | |
| Crown AWD | | | | | |
| AV-S6, 2.4L, 4cyl | 30 | 29/32 | \$1,550 | 6 | T HEV SS |
| AV, 2.5L, 4cyl | 41 | 42/41 | \$1,100 | 7 | HEV SS |
| Prius | | | | | |
| ▶ AV, 2.0L, 4cyl | 57 | 57/56 | \$800 | 8 | HEV SS |
| Prius AWD | | | | | |
| AV, 2.0L, 4cyl | 54 | 53/54 | \$850 | 8 | PT4 HEV SS |
| Prius AWD XLE/LTD | | | | | |
| AV, 2.0L, 4cyl | 49 | 49/50 | \$950 | 8 | PT4 HEV SS |
| Prius Prime | | | | | |
| AV, 2.0L, 4cyl | | See page 32. | | | PHEV SS |
| Prius Prime SE | | | | | |
| AV, 2.0L, 4cyl | | See page 32. | | | PHEV SS |
| Prius XLE/LTD | | | | | |
| AV, 2.0L, 4cyl | 52 | 52/52 | \$900 | 8 | HEV SS |
| VOLVO | | | | | |
| S90 B6 AWD | | | | | |
| A-S8, 2.0L, 4cyl | 25 | 22/31 | \$2,350 | 5 | PR MHEV SS |
| LARGE CARS | | | | | |
| ACURA | | | | | |
| Integra | | | | | |
| AV-S7, 1.5L, 4cyl | 33 | 30/37 | \$1,800 | 6 | PT SS |
| M-6, 2.0L, 4cyl | 24 | 21/28 | \$2,450 | 5 | PT |
| Integra A-Spec | | | | | |
| AV-S7, 1.5L, 4cyl | 32 | 29/36 | \$1,850 | 6 | PT SS |
| M-6, 1.5L, 4cyl | 30 | 26/36 | \$2,000 | 6 | PT SS |
| AUDI | | | | | |
| A8 quattro | | | | | |
| A-S8, 3.0L, 6cyl | 22 | 19/28 | \$2,700 | 5 | PT MHEV SS |
| S8 | | | | | |
| A-S8, 4.0L, 8cyl | 18 | 15/24 | \$3,300 | 4 | PT CD MHEV SS |
| BMW | | | | | |
| 740i Sedan | | | | | |
| A-S8, 3.0L, 6cyl | 28 | 25/31 | \$2,100 | 6 | PT MHEV SS |
| 740i xDrive Sedan | | | | | |
| A-S8, 3.0L, 6cyl | 27 | 24/31 | \$2,200 | 5 | PT MHEV SS |
| 760i xDrive Sedan | | | | | |
| A-S8, 4.4L, 8cyl | 20 | 18/25 | \$2,950 | 4 | PT MHEV SS |
| i7 eDrive50 Sedan (19 inch Wheels) | | | | | |
| A-1 | 90 | 87/95 | \$850 | 10 | EV |
| i7 eDrive50 Sedan (20 inch Wheels) | | | | | |
| A-1 | 86 | 83/90 | \$900 | 10 | EV |
| i7 eDrive50 Sedan (21 inch Wheels) | | | | | |
| A-1 | 88 | 86/92 | \$850 | 10 | EV |

| Manufacturer Model Configuration (trans, eng size, cyl) | MPG | | Annual Fuel Cost | GHG Rating | Notes |
|---|------|----------|------------------|------------|-------|
| | Comb | City/Hwy | | | |
| i7 M70 xDrive Sedan (20 inch Wheels) | | | | | |
| A-1 | 77 | 74/80 | \$1,000 | 10 | EV |
| i7 M70 xDrive Sedan (21 inch Wheels) | | | | | |
| A-1 | 81 | 79/85 | \$950 | 10 | EV |
| i7 xDrive60 Sedan (19 inch wheels) | | | | | |
| A-1 | 90 | 87/93 | \$850 | 10 | EV |
| i7 xDrive60 Sedan (20 inch wheels) | | | | | |
| A-1 | 84 | 82/87 | \$900 | 10 | EV |
| i7 xDrive60 Sedan (21 inch wheels) | | | | | |
| A-1 | 88 | 86/91 | \$850 | 10 | EV |

GENESIS

G80 AWD

| | | | | | |
|------------------|----|-------|---------|---|--------|
| A-S8, 2.5L, 4cyl | 25 | 22/30 | \$2,350 | 5 | P T SS |
| A-S8, 3.5L, 6cyl | 19 | 17/25 | \$3,100 | 4 | P T SS |

G90 AWD

| | | | | | |
|------------------|----|-------|---------|---|--------|
| A-S8, 3.5L, 6cyl | 21 | 18/26 | \$2,800 | 4 | P T SS |
|------------------|----|-------|---------|---|--------|

G90 MHEV

| | | | | | |
|------------------|----|-------|---------|---|-----------|
| A-S8, 3.5L, 6cyl | 20 | 17/24 | \$2,950 | 4 | P MHEV SS |
|------------------|----|-------|---------|---|-----------|

HONDA

Accord

| | | | | | |
|----------------|----|-------|---------|---|------|
| AV, 1.5L, 4cyl | 32 | 29/37 | \$1,450 | 6 | T SS |
|----------------|----|-------|---------|---|------|

Accord Hybrid

| | | | | | |
|------------------|----|-------|-------|---|--------|
| ▶ AV, 2.0L, 4cyl | 48 | 51/44 | \$950 | 8 | HEV SS |
|------------------|----|-------|-------|---|--------|

Civic 5Dr

| | | | | | |
|-------------------|----|-------|---------|---|------|
| AV, 1.5L, 4cyl | 35 | 31/39 | \$1,300 | 7 | T SS |
| AV-S7, 1.5L, 4cyl | 33 | 30/37 | \$1,400 | 6 | T SS |
| M-6, 1.5L, 4cyl | 31 | 28/37 | \$1,500 | 6 | T SS |
| AV, 2.0L, 4cyl | 33 | 30/38 | \$1,400 | 6 | SS |
| AV-S7, 2.0L, 4cyl | 32 | 29/37 | \$1,450 | 6 | SS |
| M-6, 2.0L, 4cyl | 29 | 26/36 | \$1,600 | 6 | SS |

HYUNDAI

Sonata AWD

| | | | | | |
|------------------|----|-------|---------|---|--|
| A-S8, 2.5L, 4cyl | 28 | 25/34 | \$1,650 | 6 | |
|------------------|----|-------|---------|---|--|

Sonata FWD

| | | | | | |
|-------------------|----|-------|---------|---|---|
| A-S8, 2.5L, 4cyl | 29 | 25/36 | \$1,600 | 6 | |
| AM-S8, 2.5L, 4cyl | 27 | 23/32 | \$1,700 | 5 | T |

KIA

K5

| | | | | | |
|-------------------|----|-------|---------|---|---|
| A-S8, 1.6L, 4cyl | 31 | 27/37 | \$1,500 | 6 | T |
| AM-S8, 2.5L, 4cyl | 27 | 24/32 | \$1,700 | 5 | T |

K5 AWD

| | | | | | |
|------------------|----|-------|---------|---|---|
| A-S8, 1.6L, 4cyl | 28 | 25/33 | \$1,650 | 6 | T |
|------------------|----|-------|---------|---|---|

LUCID

Air Pure RWD with 19 inch wheels

| | | | | | |
|-------|-----|---------|-------|----|----|
| ▶ A-1 | 137 | 140/134 | \$550 | 10 | EV |
|-------|-----|---------|-------|----|----|

Air Pure RWD with 20 inch wheels

| | | | | | |
|-----|-----|---------|-------|----|----|
| A-1 | 130 | 134/126 | \$600 | 10 | EV |
|-----|-----|---------|-------|----|----|

Air Sapphire AWD

| | | | | | |
|-----|-----|---------|-------|----|----|
| A-1 | 105 | 108/101 | \$700 | 10 | EV |
|-----|-----|---------|-------|----|----|

| Manufacturer Model Configuration (trans, eng size, cyl) | MPG | | Annual Fuel Cost | GHG Rating | Notes |
|---|------|----------|------------------|------------|-------|
| | Comb | City/Hwy | | | |

MASERATI

Quattroporte GT

| | | | | | |
|-----------------|----|-------|---------|---|--------|
| A-8, 3.0L, 6cyl | 19 | 16/25 | \$3,100 | 4 | P T SS |
|-----------------|----|-------|---------|---|--------|

Quattroporte Modena AWD

| | | | | | |
|-----------------|----|-------|---------|---|--------|
| A-8, 3.0L, 6cyl | 20 | 17/25 | \$2,950 | 4 | P T SS |
|-----------------|----|-------|---------|---|--------|

Quattroporte Modena RWD

| | | | | | |
|-----------------|----|-------|---------|---|--------|
| A-8, 3.0L, 6cyl | 19 | 16/25 | \$3,100 | 4 | P T SS |
|-----------------|----|-------|---------|---|--------|

Quattroporte Trofeo

| | | | | | |
|-----------------|----|-------|---------|---|--------------|
| A-8, 3.8L, 8cyl | 16 | 13/20 | \$3,700 | 3 | P R T Tax SS |
|-----------------|----|-------|---------|---|--------------|

MERCEDES-BENZ

AMG EQS 4matic Plus

| | | | | | |
|-----|----|-------|-------|----|-------|
| A-1 | 82 | 79/85 | \$900 | 10 | EV SS |
|-----|----|-------|-------|----|-------|

EQS 450 4matic

| | | | | | |
|-----|----|-------|-------|----|-------|
| A-1 | 95 | 93/98 | \$800 | 10 | EV SS |
|-----|----|-------|-------|----|-------|

EQS 450 Plus

| | | | | | |
|-----|----|-------|-------|----|-------|
| A-1 | 96 | 95/98 | \$800 | 10 | EV SS |
|-----|----|-------|-------|----|-------|

EQS 580 4matic

| | | | | | |
|-----|----|-------|-------|----|-------|
| A-1 | 96 | 95/98 | \$800 | 10 | EV SS |
|-----|----|-------|-------|----|-------|

S580 4matic

| | | | | | |
|-----------------|----|-------|---------|---|---------------|
| A-9, 4.0L, 8cyl | 21 | 18/27 | \$2,800 | 4 | P R T MHEV SS |
|-----------------|----|-------|---------|---|---------------|

S580 4matic Maybach

| | | | | | |
|-----------------|----|-------|---------|---|---------------|
| A-9, 4.0L, 8cyl | 21 | 18/26 | \$2,800 | 4 | P R T MHEV SS |
|-----------------|----|-------|---------|---|---------------|

ROLLS-ROYCE

Ghost

| | | | | | |
|-------------------|----|-------|---------|---|---------|
| A-S8, 6.7L, 12cyl | 14 | 12/19 | \$4,250 | 2 | P T Tax |
|-------------------|----|-------|---------|---|---------|

Ghost Black Badge

| | | | | | |
|-------------------|----|-------|---------|---|---------|
| A-S8, 6.7L, 12cyl | 14 | 12/19 | \$4,250 | 2 | P T Tax |
|-------------------|----|-------|---------|---|---------|

Ghost Extended

| | | | | | |
|-------------------|----|-------|---------|---|---------|
| A-S8, 6.7L, 12cyl | 14 | 12/19 | \$4,250 | 2 | P T Tax |
|-------------------|----|-------|---------|---|---------|

Phantom

| | | | | | |
|-------------------|----|-------|---------|---|---------|
| A-S8, 6.7L, 12cyl | 14 | 12/18 | \$4,250 | 2 | P T Tax |
|-------------------|----|-------|---------|---|---------|

Phantom Extended

| | | | | | |
|-------------------|----|-------|---------|---|---------|
| A-S8, 6.7L, 12cyl | 14 | 12/18 | \$4,250 | 2 | P T Tax |
|-------------------|----|-------|---------|---|---------|

VOLKSWAGEN

Arteon 4motion

| | | | | | |
|-------------------|----|-------|---------|---|--------|
| AM-S7, 2.0L, 4cyl | 25 | 22/30 | \$2,350 | 5 | P T SS |
|-------------------|----|-------|---------|---|--------|

SMALL STATION WAGONS

AUDI

A4 allroad quattro

| | | | | | |
|-------------------|----|-------|---------|---|-------------|
| AM-S7, 2.0L, 4cyl | 26 | 23/30 | \$2,300 | 5 | P T MHEV SS |
|-------------------|----|-------|---------|---|-------------|

BUICK

Envista

| | | | | | |
|-----------------|----|-------|---------|---|------|
| A-6, 1.2L, 3cyl | 30 | 28/32 | \$1,550 | 6 | T SS |
|-----------------|----|-------|---------|---|------|

CHEVROLET

Trax

| | | | | | |
|-----------------|----|-------|---------|---|------|
| A-6, 1.2L, 3cyl | 30 | 28/32 | \$1,550 | 6 | T SS |
|-----------------|----|-------|---------|---|------|

| Manufacturer Model Configuration (trans, eng size, cyl) | MPG | | Annual Fuel Cost | GHG Rating | Notes |
|---|------|----------|------------------|------------|-------|
| | Comb | City/Hwy | | | |

HONDA

HR-V AWD

| | | | | | |
|----------------|----|-------|---------|---|--|
| AV, 2.0L, 4cyl | 27 | 25/30 | \$1,700 | 5 | |
|----------------|----|-------|---------|---|--|

HR-V FWD

| | | | | | |
|----------------|----|-------|---------|---|--|
| AV, 2.0L, 4cyl | 28 | 26/32 | \$1,650 | 6 | |
|----------------|----|-------|---------|---|--|

KIA

Soul

| | | | | | |
|----------------|----|-------|---------|---|----|
| AV, 2.0L, 4cyl | 30 | 27/33 | \$1,550 | 6 | SS |
|----------------|----|-------|---------|---|----|

Soul Eco dynamics

| | | | | | |
|------------------|----|-------|---------|---|----|
| ▶ AV, 2.0L, 4cyl | 31 | 29/35 | \$1,500 | 6 | SS |
|------------------|----|-------|---------|---|----|

LAMBORGHINI

Urus Performante

| | | | | | |
|------------------|----|-------|---------|---|---------------|
| A-S8, 4.0L, 8cyl | 16 | 14/19 | \$3,700 | 3 | P T Tax CD SS |
|------------------|----|-------|---------|---|---------------|

MERCEDES-BENZ

AMG GLA35 4matic

| | | | | | |
|------------------|----|-------|---------|---|--------------|
| AM-8, 2.0L, 4cyl | 24 | 22/28 | \$2,450 | 5 | PR T MHEV SS |
|------------------|----|-------|---------|---|--------------|

SUBARU

Impreza

| | | | | | |
|-------------------|----|-------|---------|---|----|
| AV-S8, 2.0L, 4cyl | 30 | 27/34 | \$1,550 | 6 | SS |
|-------------------|----|-------|---------|---|----|

| | | | | | |
|-------------------|----|-------|---------|---|----|
| AV-S8, 2.5L, 4cyl | 29 | 26/33 | \$1,600 | 6 | SS |
|-------------------|----|-------|---------|---|----|

VOLVO

V60CC B5 AWD

| | | | | | |
|------------------|----|-------|---------|---|--------------|
| A-S8, 2.0L, 4cyl | 27 | 24/31 | \$2,200 | 5 | PR T MHEV SS |
|------------------|----|-------|---------|---|--------------|

MIDSIZE STATION WAGONS

AUDI

A6 Allroad quattro

| | | | | | |
|---------------------|----|-------|---------|---|-------------|
| ▶ AM-S7, 3.0L, 6cyl | 25 | 22/30 | \$2,350 | 5 | P T MHEV SS |
|---------------------|----|-------|---------|---|-------------|

RS 6 Avant

| | | | | | |
|------------------|----|-------|---------|---|--------------------|
| A-S8, 4.0L, 8cyl | 17 | 14/22 | \$3,500 | 3 | P T Tax CD MHEV SS |
|------------------|----|-------|---------|---|--------------------|

MERCEDES-BENZ

AMG GLB35 4matic

| | | | | | |
|------------------|----|-------|---------|---|--------------|
| AM-8, 2.0L, 4cyl | 23 | 21/26 | \$2,600 | 5 | PR T MHEV SS |
|------------------|----|-------|---------|---|--------------|

NISSAN

Murano AWD

| | | | | | |
|-------------------|----|-------|---------|---|--|
| AV-S7, 3.5L, 6cyl | 23 | 20/28 | \$2,000 | 5 | |
|-------------------|----|-------|---------|---|--|

Murano FWD

| | | | | | |
|-------------------|----|-------|---------|---|--|
| AV-S7, 3.5L, 6cyl | 23 | 20/28 | \$2,000 | 5 | |
|-------------------|----|-------|---------|---|--|

ROLLS-ROYCE

Cullinan

| | | | | | |
|-------------------|----|-------|---------|---|---------|
| A-S8, 6.7L, 12cyl | 14 | 12/19 | \$4,250 | 2 | P T Tax |
|-------------------|----|-------|---------|---|---------|

Cullinan Black Badge

| | | | | | |
|-------------------|----|-------|---------|---|---------|
| A-S8, 6.7L, 12cyl | 14 | 12/19 | \$4,250 | 2 | P T Tax |
|-------------------|----|-------|---------|---|---------|

| Manufacturer Model Configuration (trans, eng size, cyl) | MPG | | Annual Fuel Cost | GHG Rating | Notes |
|---|------|----------|------------------|------------|-------|
| | Comb | City/Hwy | | | |

VOLVO

V90CC B6 AWD

| | | | | | |
|--------------------|----|-------|---------|---|------------|
| ▶ A-S8, 2.0L, 4cyl | 25 | 22/29 | \$2,350 | 5 | PR MHEV SS |
|--------------------|----|-------|---------|---|------------|

SMALL PICKUP TRUCKS 2WD

CHEVROLET

Colorado 2WD

| | | | | | |
|-----------------|----|-------|---------|---|---------|
| A-8, 2.7L, 4cyl | 21 | 19/24 | \$2,200 | 4 | T CD SS |
|-----------------|----|-------|---------|---|---------|

FORD

Maverick FWD

| | | | | | |
|-----------------|----|-------|---------|---|------|
| A-8, 2.0L, 4cyl | 26 | 23/30 | \$1,750 | 5 | T SS |
|-----------------|----|-------|---------|---|------|

Maverick HEV FWD

| | | | | | |
|------------------|----|-------|---------|---|--------|
| ▶ AV, 2.5L, 4cyl | 37 | 42/33 | \$1,250 | 7 | HEV SS |
|------------------|----|-------|---------|---|--------|

GMC

Canyon 2WD

| | | | | | |
|-----------------|----|-------|---------|---|---------|
| A-8, 2.7L, 4cyl | 20 | 19/23 | \$2,300 | 4 | T CD SS |
|-----------------|----|-------|---------|---|---------|

SMALL PICKUP TRUCKS 4WD

CHEVROLET

Colorado 4WD

| | | | | | |
|-----------------|----|-------|---------|---|---------|
| A-8, 2.7L, 4cyl | 20 | 18/23 | \$2,300 | 4 | T CD SS |
|-----------------|----|-------|---------|---|---------|

FORD

Maverick AWD

| | | | | | |
|-----------------|----|-------|---------|---|------|
| A-8, 2.0L, 4cyl | 25 | 22/29 | \$1,850 | 5 | T SS |
|-----------------|----|-------|---------|---|------|

Maverick Tremor AWD

| | | | | | |
|-----------------|----|-------|---------|---|------|
| A-8, 2.0L, 4cyl | 21 | 20/24 | \$2,200 | 4 | T SS |
|-----------------|----|-------|---------|---|------|

GMC

Canyon 4WD

| | | | | | |
|-----------------|----|-------|---------|---|---------|
| A-8, 2.7L, 4cyl | 19 | 18/22 | \$2,400 | 4 | T CD SS |
|-----------------|----|-------|---------|---|---------|

STANDARD PICKUP TRUCKS 2WD

CHEVROLET

Silverado 2WD

| | | | | | |
|-----------------|----|-------|---------|---|---------|
| A-8, 2.7L, 4cyl | 20 | 18/22 | \$2,300 | 4 | T CD SS |
|-----------------|----|-------|---------|---|---------|

| | | | | | |
|-----------------|----|-------|---------|---|----------------|
| A-8, 2.7L, 4cyl | 19 | 17/21 | \$2,400 | 4 | T CD S-Mode SS |
|-----------------|----|-------|---------|---|----------------|

| | | | | | |
|--------------------|----|-------|---------|---|--------|
| ▶ A-10, 3.0L, 6cyl | 26 | 23/29 | \$2,250 | 5 | D T SS |
|--------------------|----|-------|---------|---|--------|

| | | | | | |
|------------------|----|-------|---------|---|-------|
| A-10, 5.3L, 8cyl | 18 | 16/22 | \$2,550 | 4 | CD SS |
|------------------|----|-------|---------|---|-------|

| | | | | | |
|------------------|----|-------|---------|---|--------------|
| A-10, 5.3L, 8cyl | 18 | 16/21 | \$2,550 | 4 | CD S-Mode SS |
|------------------|----|-------|---------|---|--------------|

| | | | | | |
|------------------|----|-------|---------|---|--------|
| A-10, 5.3L, 8cyl | 18 | 16/20 | \$2,550 | 4 | Gas CD |
|------------------|----|-------|---------|---|--------|

| | | | | | |
|--|----|-------|---------|---|-----|
| | 13 | 12/15 | \$3,500 | 4 | E85 |
|--|----|-------|---------|---|-----|

| | | | | | |
|------------------|----|-------|---------|---|----|
| A-10, 5.3L, 8cyl | 16 | 15/19 | \$2,850 | 3 | CD |
|------------------|----|-------|---------|---|----|

FORD

Ranger 2WD

| | | | | | |
|-------------------|----|-------|---------|---|------|
| A-S10, 2.3L, 4cyl | 22 | 21/25 | \$2,100 | 5 | T SS |
|-------------------|----|-------|---------|---|------|

| Manufacturer Model Configuration (trans, eng size, cyl) | MPG | | Annual Fuel Cost | GHG Rating | Notes |
|---|------|----------|------------------|------------|-------|
| | Comb | City/Hwy | | | |

GMC

Sierra 2WD

| | | | | | |
|------------------|----|-------|---------|---|----------------|
| A-8, 2.7L, 4cyl | 20 | 18/22 | \$2,300 | 4 | T CD SS |
| A-8, 2.7L, 4cyl | 19 | 17/21 | \$2,400 | 4 | T CD S-Mode SS |
| A-10, 3.0L, 6cyl | 25 | 23/29 | \$2,300 | 5 | D T SS |
| A-10, 5.3L, 8cyl | 18 | 16/21 | \$2,550 | 4 | CD SS |
| A-10, 5.3L, 8cyl | 18 | 16/20 | \$2,550 | 4 | CD S-Mode SS |
| A-10, 5.3L, 8cyl | 18 | 16/20 | \$2,550 | 4 | Gas CD |
| A-10, 5.3L, 8cyl | 13 | 12/15 | \$3,500 | 4 | E85 |
| A-10, 5.3L, 8cyl | 16 | 15/19 | \$2,850 | 3 | CD |

NISSAN

Frontier 2WD

| | | | | | |
|------------------|----|-------|---------|---|----|
| A-S9, 3.8L, 6cyl | 21 | 18/24 | \$2,200 | 4 | SS |
|------------------|----|-------|---------|---|----|

Titan 2WD

| | | | | | |
|------------------|----|-------|---------|---|---|
| A-S9, 5.6L, 8cyl | 17 | 15/21 | \$3,500 | 3 | P |
|------------------|----|-------|---------|---|---|

RAM

1500 2WD

| | | | | | |
|-----------------|----|-------|---------|---|----------------|
| A-8, 3.6L, 6cyl | 22 | 20/25 | \$2,100 | 5 | MHEV SS |
| A-8, 5.7L, 8cyl | 20 | 18/23 | \$2,700 | 4 | Mid CD MHEV SS |

1500 HFE 2WD

| | | | | | |
|-----------------|----|-------|---------|---|---------|
| A-8, 3.6L, 6cyl | 23 | 20/26 | \$2,000 | 5 | MHEV SS |
|-----------------|----|-------|---------|---|---------|

TOYOTA

Tundra 2WD

| | | | | | |
|-------------------|----|-------|---------|---|-------------|
| A-S10, 3.4L, 6cyl | 22 | 20/24 | \$2,100 | 5 | T HEV SS |
| A-S10, 3.4L, 6cyl | 20 | 18/23 | \$2,300 | 4 | T SS |
| A-S10, 3.4L, 6cyl | 20 | 18/23 | \$2,300 | 4 | T 3-Mode SS |

STANDARD PICKUP TRUCKS 4WD

CHEVROLET

Silverado 4WD

| | | | | | |
|------------------|----|-------|---------|---|----------------|
| A-8, 2.7L, 4cyl | 19 | 18/21 | \$2,400 | 4 | T CD SS |
| A-8, 2.7L, 4cyl | 18 | 17/19 | \$2,550 | 4 | T CD S-Mode SS |
| A-10, 3.0L, 6cyl | 24 | 23/27 | \$2,400 | 4 | D T SS |
| A-10, 3.0L, 6cyl | 23 | 21/24 | \$2,500 | 4 | D T S-Mode SS |
| A-10, 5.3L, 8cyl | 17 | 15/20 | \$2,700 | 3 | CD SS |
| A-10, 5.3L, 8cyl | 16 | 15/19 | \$2,850 | 3 | CD |
| A-10, 5.3L, 8cyl | 17 | 15/19 | \$2,700 | 3 | CD S-Mode SS |
| A-10, 5.3L, 8cyl | 17 | 15/19 | \$2,700 | 3 | Gas CD |
| A-10, 5.3L, 8cyl | 12 | 11/14 | \$3,800 | 3 | E85 |
| A-10, 6.2L, 8cyl | 17 | 15/20 | \$3,500 | 3 | P CD SS |

Silverado 4WD ZR2

| | | | | | |
|------------------|----|-------|---------|---|---------|
| A-10, 3.0L, 6cyl | 21 | 20/22 | \$2,750 | 4 | D T SS |
| A-10, 6.2L, 8cyl | 15 | 14/17 | \$3,950 | 2 | P CD SS |

Silverado EV

| | | | | | |
|-----|----|-------|---------|----|----|
| A-1 | 67 | 72/62 | \$1,150 | 10 | EV |
| A-1 | 63 | 67/59 | \$1,200 | 10 | EV |

| Manufacturer Model Configuration (trans, eng size, cyl) | MPG | | Annual Fuel Cost | GHG Rating | Notes |
|---|------|----------|------------------|------------|-------|
| | Comb | City/Hwy | | | |

Silverado Mud Terrain Tires 4WD

| | | | | | |
|------------------|----|-------|---------|---|----------------|
| A-8, 2.7L, 4cyl | 17 | 16/17 | \$2,700 | 3 | T CD S-Mode SS |
| A-8, 2.7L, 4cyl | 16 | 16/17 | \$2,850 | 3 | T CD SS |
| A-10, 3.0L, 6cyl | 22 | 21/23 | \$2,650 | 4 | D T SS |
| A-10, 3.0L, 6cyl | 22 | 21/23 | \$2,650 | 4 | D T S-Mode SS |
| A-10, 5.3L, 8cyl | 16 | 15/19 | \$2,850 | 3 | CD |
| A-10, 5.3L, 8cyl | 17 | 15/19 | \$2,700 | 3 | Gas CD |
| A-10, 5.3L, 8cyl | 12 | 11/14 | \$3,800 | 3 | E85 |
| A-10, 5.3L, 8cyl | 16 | 15/18 | \$2,850 | 3 | CD S-Mode SS |
| A-10, 5.3L, 8cyl | 16 | 15/18 | \$2,850 | 3 | CD SS |
| A-10, 6.2L, 8cyl | 15 | 14/17 | \$3,950 | 2 | P CD SS |

FORD

Ranger 4WD

| | | | | | |
|-------------------|----|-------|---------|---|----------|
| A-S10, 2.3L, 4cyl | 22 | 20/24 | \$2,100 | 5 | T PT4 SS |
|-------------------|----|-------|---------|---|----------|

Ranger RAPTOR 4WD

| | | | | | |
|-------------------|----|-------|---------|---|----------|
| A-S10, 3.0L, 6cyl | 17 | 16/18 | \$2,700 | 3 | T PT4 SS |
|-------------------|----|-------|---------|---|----------|

GMC

Hummer EV Pickup

| | | | | | |
|-----|----|-------|---------|----|----|
| A-1 | 53 | 59/48 | \$1,450 | 10 | EV |
|-----|----|-------|---------|----|----|

Hummer EV Pickup MT Tires

| | | | | | |
|-----|----|-------|---------|----|----|
| A-1 | 50 | 55/45 | \$1,400 | 10 | EV |
|-----|----|-------|---------|----|----|

Sierra 4WD

| | | | | | |
|------------------|----|-------|---------|---|----------------|
| A-8, 2.7L, 4cyl | 18 | 17/20 | \$2,550 | 4 | T CD SS |
| A-8, 2.7L, 4cyl | 17 | 17/18 | \$2,700 | 3 | T CD S-Mode SS |
| A-10, 3.0L, 6cyl | 24 | 23/27 | \$2,400 | 4 | D T SS |
| A-10, 5.3L, 8cyl | 17 | 15/20 | \$2,700 | 3 | CD SS |
| A-10, 5.3L, 8cyl | 16 | 15/19 | \$2,850 | 3 | CD |
| A-10, 5.3L, 8cyl | 17 | 15/19 | \$2,700 | 3 | CD S-Mode SS |
| A-10, 5.3L, 8cyl | 17 | 15/19 | \$2,700 | 3 | Gas CD |
| A-10, 5.3L, 8cyl | 12 | 11/14 | \$3,800 | 3 | E85 |
| A-10, 6.2L, 8cyl | 16 | 15/19 | \$3,700 | 3 | P CD SS |

Sierra 4WD AT4X

| | | | | | |
|------------------|----|-------|---------|---|---------|
| A-10, 3.0L, 6cyl | 19 | 19/20 | \$3,050 | 3 | D T SS |
| A-10, 6.2L, 8cyl | 15 | 14/16 | \$3,950 | 2 | P CD SS |

Sierra Mud Terrain Tires 4WD

| | | | | | |
|------------------|----|-------|---------|---|--------------|
| A-8, 2.7L, 4cyl | 16 | 16/17 | \$2,850 | 3 | T CD SS |
| A-10, 3.0L, 6cyl | 22 | 21/23 | \$2,650 | 4 | D T SS |
| A-10, 5.3L, 8cyl | 16 | 15/19 | \$2,850 | 3 | CD |
| A-10, 5.3L, 8cyl | 17 | 15/19 | \$2,700 | 3 | Gas CD |
| A-10, 5.3L, 8cyl | 12 | 11/14 | \$3,800 | 3 | E85 |
| A-10, 5.3L, 8cyl | 16 | 15/18 | \$2,850 | 3 | CD S-Mode SS |
| A-10, 5.3L, 8cyl | 16 | 15/18 | \$2,850 | 3 | CD SS |
| A-10, 6.2L, 8cyl | 15 | 14/17 | \$3,950 | 2 | P CD SS |

NISSAN

Frontier 4WD

| | | | | | |
|------------------|----|-------|---------|---|--------|
| A-S9, 3.8L, 6cyl | 20 | 18/23 | \$2,300 | 4 | PT4 SS |
|------------------|----|-------|---------|---|--------|

Frontier 4WD PRO4X

| | | | | | |
|------------------|----|-------|---------|---|--------|
| A-S9, 3.8L, 6cyl | 19 | 18/22 | \$2,400 | 4 | PT4 SS |
|------------------|----|-------|---------|---|--------|

Titan 4WD

| | | | | | |
|------------------|----|-------|---------|---|-------|
| A-S9, 5.6L, 8cyl | 17 | 15/21 | \$3,500 | 3 | P PT4 |
|------------------|----|-------|---------|---|-------|

Titan 4WD PRO4X

| | | | | | |
|------------------|----|-------|---------|---|-------|
| A-S9, 5.6L, 8cyl | 16 | 14/20 | \$3,700 | 3 | P PT4 |
|------------------|----|-------|---------|---|-------|

| Manufacturer Model Configuration (trans, eng size, cyl) | MPG | | Annual Fuel Cost | GHG Rating | Notes |
|---|------|----------|------------------|------------|-------|
| | Comb | City/Hwy | | | |

RAM

1500 4WD

| | | | | | |
|-----------------|----|-------|---------|---|----------------|
| A-8, 3.6L, 6cyl | 21 | 19/24 | \$2,200 | 4 | MHEV SS |
| A-8, 5.7L, 8cyl | 19 | 18/22 | \$2,850 | 4 | Mid CD MHEV SS |

1500 TRX 4WD

| | | | | | |
|-----------------|----|-------|---------|---|-----|
| A-8, 6.2L, 8cyl | 12 | 10/14 | \$4,950 | 1 | P S |
|-----------------|----|-------|---------|---|-----|

TOYOTA

Tundra 4WD

| | | | | | |
|-------------------|----|-------|---------|---|-----------------|
| A-S10, 3.4L, 6cyl | 19 | 17/23 | \$2,400 | 4 | T PT4 SS |
| A-S10, 3.4L, 6cyl | 19 | 17/22 | \$2,400 | 4 | T PT4 3-Mode SS |
| A-S10, 3.4L, 6cyl | 20 | 19/22 | \$2,300 | 4 | T PT4 HEV SS |

Tundra 4WD PRO

| | | | | | |
|-------------------|----|-------|---------|---|--------------|
| A-S10, 3.4L, 6cyl | 19 | 18/20 | \$2,400 | 4 | T PT4 HEV SS |
|-------------------|----|-------|---------|---|--------------|

SPECIAL PURPOSE VEHICLES 2WD

CADILLAC

XT5 Hearse FWD

| | | | | | |
|------------------|----|-------|---------|---|-------------|
| A-S9, 2.0L, 4cyl | 21 | 20/23 | \$2,800 | 4 | P R T CD SS |
|------------------|----|-------|---------|---|-------------|

XT5 Limo FWD

| | | | | | |
|------------------|----|-------|---------|---|-------------|
| A-S9, 2.0L, 4cyl | 21 | 20/23 | \$2,800 | 4 | P R T CD SS |
|------------------|----|-------|---------|---|-------------|

CHEVROLET

Silverado Cab Chassis 2WD

| | | | | | |
|------------------|----|-------|---------|---|-------|
| A-10, 5.3L, 8cyl | 16 | 15/18 | \$2,850 | 3 | CD SS |
|------------------|----|-------|---------|---|-------|

GMC

Sierra Cab Chassis 2WD

| | | | | | |
|------------------|----|-------|---------|---|-------|
| A-10, 5.3L, 8cyl | 15 | 14/17 | \$3,050 | 2 | CD SS |
|------------------|----|-------|---------|---|-------|

MERCEDES-BENZ

GLA250

| | | | | | |
|------------------|----|-------|---------|---|---------------|
| AM-8, 2.0L, 4cyl | 28 | 25/34 | \$2,100 | 6 | P R T MHEV SS |
|------------------|----|-------|---------|---|---------------|

GLB250

| | | | | | |
|------------------|----|-------|---------|---|---------------|
| AM-8, 2.0L, 4cyl | 28 | 25/33 | \$2,100 | 6 | P R T MHEV SS |
|------------------|----|-------|---------|---|---------------|

SPECIAL PURPOSE VEHICLES 4WD

CADILLAC

XT5 Hearse AWD

| | | | | | |
|------------------|----|-------|---------|---|-------------|
| A-S9, 2.0L, 4cyl | 21 | 20/23 | \$2,800 | 4 | P R T CD SS |
|------------------|----|-------|---------|---|-------------|

XT5 Limo AWD

| | | | | | |
|------------------|----|-------|---------|---|-------------|
| A-S9, 2.0L, 4cyl | 21 | 20/23 | \$2,800 | 4 | P R T CD SS |
|------------------|----|-------|---------|---|-------------|

CHEVROLET

Silverado Cab Chassis 4WD

| | | | | | |
|------------------|----|-------|---------|---|-------|
| A-10, 5.3L, 8cyl | 15 | 14/17 | \$3,050 | 2 | CD SS |
|------------------|----|-------|---------|---|-------|

GMC

Sierra Cab Chassis 4WD

| | | | | | |
|------------------|----|-------|---------|---|-------|
| A-10, 5.3L, 8cyl | 15 | 14/17 | \$3,050 | 2 | CD SS |
|------------------|----|-------|---------|---|-------|

| Manufacturer Model Configuration (trans, eng size, cyl) | MPG | | Annual Fuel Cost | GHG Rating | Notes |
|---|------|----------|------------------|------------|-------|
| | Comb | City/Hwy | | | |

VINFAST

VF 9 Eco

| | | | | | |
|-----|----|-------|---------|----|----|
| A-1 | 75 | 79/71 | \$1,000 | 10 | EV |
|-----|----|-------|---------|----|----|

VF 9 Plus

| | | | | | |
|-----|----|-------|---------|----|----|
| A-1 | 69 | 71/66 | \$1,100 | 10 | EV |
|-----|----|-------|---------|----|----|

MINIVANS 2WD

CHRYSLER

Pacifica

| | | | | | |
|-----------------|----|-------|---------|---|----|
| A-9, 3.6L, 6cyl | 22 | 19/28 | \$2,100 | 5 | SS |
|-----------------|----|-------|---------|---|----|

Pacifica Hybrid

| | | | | | |
|------------------|--------------|--|--|--|---------|
| ▶ AV, 3.6L, 6cyl | See page 32. | | | | PHEV SS |
|------------------|--------------|--|--|--|---------|

Voyager

| | | | | | |
|-----------------|----|-------|---------|---|----|
| A-9, 3.6L, 6cyl | 22 | 19/28 | \$2,100 | 5 | SS |
|-----------------|----|-------|---------|---|----|

HONDA

Odyssey

| | | | | | |
|-------------------|----|-------|---------|---|-------|
| A-S10, 3.5L, 6cyl | 22 | 19/28 | \$2,100 | 5 | CD SS |
|-------------------|----|-------|---------|---|-------|

KIA

Carnival

| | | | | | |
|------------------|----|-------|---------|---|--|
| A-S8, 3.5L, 6cyl | 22 | 19/26 | \$2,100 | 5 | |
|------------------|----|-------|---------|---|--|

TOYOTA

Sienna 2WD

| | | | | | |
|---------------------|----|-------|---------|---|--------|
| ▶ AV-S6, 2.5L, 4cyl | 36 | 36/36 | \$1,300 | 7 | HEV SS |
|---------------------|----|-------|---------|---|--------|

MINIVANS 4WD

CHRYSLER

Pacifica AWD

| | | | | | |
|-----------------|----|-------|---------|---|----|
| A-9, 3.6L, 6cyl | 20 | 17/25 | \$2,300 | 4 | SS |
|-----------------|----|-------|---------|---|----|

TOYOTA

Sienna AWD

| | | | | | |
|-------------------|----|-------|---------|---|--------|
| AV-S6, 2.5L, 4cyl | 35 | 35/36 | \$1,300 | 7 | HEV SS |
|-------------------|----|-------|---------|---|--------|

SMALL SPORT UTILITY VEHICLES 2WD

ACURA

MDX FWD

| | | | | | |
|-------------------|----|-------|---------|---|---------|
| A-S10, 3.5L, 6cyl | 22 | 19/26 | \$2,700 | 5 | P CD SS |
|-------------------|----|-------|---------|---|---------|

ALFA ROMEO

Stelvio

| | | | | | |
|-----------------|----|-------|---------|---|--------|
| A-8, 2.0L, 4cyl | 25 | 22/29 | \$2,350 | 5 | P T SS |
|-----------------|----|-------|---------|---|--------|

BMW

X3 sDrive30i

| | | | | | |
|------------------|----|-------|---------|---|--------|
| A-S8, 2.0L, 4cyl | 25 | 23/29 | \$2,350 | 5 | P T SS |
|------------------|----|-------|---------|---|--------|

| Manufacturer Model Configuration (trans, eng size, cyl) | MPG | | Annual Fuel Cost | GHG Rating | Notes |
|---|------|----------|------------------|------------|-----------|
| | Comb | City/Hwy | | | |
| BUICK | | | | | |
| Encore GX FWD | | | | | |
| AV, 1.2L, 3cyl | 30 | 30/31 | \$1,550 | 6 | T SS |
| AV, 1.3L, 3cyl | 30 | 29/31 | \$1,550 | 6 | T SS |
| CADILLAC | | | | | |
| LYRIQ | | | | | |
| A-1 | 88 | 95/82 | \$850 | 10 | EV |
| XT4 FWD | | | | | |
| A-S9, 2.0L, 4cyl | 26 | 24/29 | \$2,300 | 5 | PRT CD SS |
| XT5 FWD | | | | | |
| A-S9, 2.0L, 4cyl | 24 | 22/29 | \$2,450 | 5 | PRT CD SS |
| A-S9, 3.6L, 6cyl | 21 | 19/26 | \$2,200 | 4 | CD SS |
| XT6 FWD | | | | | |
| A-S9, 2.0L, 4cyl | 23 | 21/27 | \$2,600 | 5 | PRT CD SS |
| A-S9, 3.6L, 6cyl | 21 | 19/26 | \$2,200 | 4 | CD SS |
| CHEVROLET | | | | | |
| Blazer FWD | | | | | |
| A-9, 2.0L, 4cyl | 25 | 22/29 | \$1,850 | 5 | T CD SS |
| A-9, 3.6L, 6cyl | 22 | 19/26 | \$2,100 | 5 | CD SS |
| Equinox FWD | | | | | |
| A-6, 1.5L, 4cyl | 28 | 26/31 | \$1,650 | 6 | T SS |
| Traiblazer FWD | | | | | |
| AV, 1.3L, 3cyl | 31 | 29/33 | \$1,500 | 6 | T SS |
| GENESIS | | | | | |
| GV60 Standard | | | | | |
| A-1 | 112 | 125/99 | \$700 | 10 | EV |
| GMC | | | | | |
| Terrain FWD | | | | | |
| A-9, 1.5L, 4cyl | 26 | 24/29 | \$1,750 | 5 | T SS |
| HONDA | | | | | |
| CR-V FWD | | | | | |
| AV, 1.5L, 4cyl | 30 | 28/34 | \$1,550 | 6 | T SS |
| AV, 2.0L, 4cyl | 40 | 43/36 | \$1,150 | 7 | HEV SS |
| Pilot FWD | | | | | |
| A-S10, 3.5L, 6cyl | 22 | 19/27 | \$2,100 | 5 | CD SS |
| HYUNDAI | | | | | |
| Ioniq 5 Long range RWD | | | | | |
| A-1 | 114 | 132/98 | \$650 | 10 | EV |
| Ioniq 5 Standard range RWD | | | | | |
| A-1 | 110 | 127/94 | \$700 | 10 | EV |
| Kona Electric Long Range | | | | | |
| A-1 | 116 | 129/103 | \$650 | 10 | EV |
| Kona FWD | | | | | |
| A-S8, 1.6L, 4cyl | 28 | 26/32 | \$1,650 | 6 | T |
| AV-S1, 2.0L, 4cyl | 31 | 28/35 | \$1,500 | 6 | |
| AV-S1, 2.0L, 4cyl | 31 | 29/34 | \$1,500 | 6 | SS |
| Palisade FWD | | | | | |
| A-S8, 3.8L, 6cyl | 22 | 19/26 | \$2,100 | 5 | SS |

| Manufacturer Model Configuration (trans, eng size, cyl) | MPG | | Annual Fuel Cost | GHG Rating | Notes |
|---|------|----------|------------------|------------|-------------|
| | Comb | City/Hwy | | | |
| Santa Cruz FWD | | | | | |
| A-S8, 2.5L, 4cyl | 23 | 22/26 | \$2,000 | 5 | |
| Tucson FWD | | | | | |
| A-S8, 2.5L, 4cyl | 28 | 25/32 | \$1,650 | 6 | SS |
| Venue | | | | | |
| AV-S1, 1.6L, 4cyl | 31 | 29/33 | \$1,500 | 6 | |
| INFINITI | | | | | |
| QX50 | | | | | |
| AV-S8, 2.0L, 4cyl | 26 | 23/29 | \$2,300 | 5 | PRT |
| KIA | | | | | |
| EV6 Long Range RWD | | | | | |
| A-1 | 117 | 134/101 | \$650 | 10 | EV |
| EV6 Standard Range RWD | | | | | |
| A-1 | 117 | 136/100 | \$650 | 10 | EV |
| Niro | | | | | |
| AM-S6, 1.6L, 4cyl | 49 | 53/45 | \$950 | 8 | HEV SS |
| Niro Electric | | | | | |
| A-1 | 113 | 126/101 | \$650 | 10 | EV |
| Niro FE | | | | | |
| AM-S6, 1.6L, 4cyl | 53 | 53/54 | \$850 | 8 | HEV SS |
| Seltos FWD | | | | | |
| AV-S8, 2.0L, 4cyl | 31 | 28/34 | \$1,500 | 6 | SS |
| Sorento Hybrid FWD | | | | | |
| AM-S6, 1.6L, 4cyl | 37 | 39/35 | \$1,250 | 7 | T HEV SS |
| Sportage FWD | | | | | |
| A-S8, 2.5L, 4cyl | 28 | 25/33 | \$1,650 | 6 | SS |
| Telluride FWD | | | | | |
| A-S8, 3.8L, 6cyl | 22 | 20/26 | \$2,100 | 5 | SS |
| LEXUS | | | | | |
| NX 250 | | | | | |
| A-S8, 2.5L, 4cyl | 28 | 26/33 | \$1,650 | 6 | SS |
| RX 350 | | | | | |
| A-S8, 2.4L, 4cyl | 25 | 22/29 | \$2,350 | 5 | PRT SS |
| MERCEDES-BENZ | | | | | |
| GLC300 | | | | | |
| A-9, 2.0L, 4cyl | 29 | 26/33 | \$2,050 | 6 | PRT MHEV SS |
| MITSUBISHI | | | | | |
| Eclipse Cross 2WD | | | | | |
| AV-S8, 1.5L, 4cyl | 26 | 25/28 | \$1,750 | 5 | T |
| Outlander 2WD | | | | | |
| AV-S8, 2.5L, 4cyl | 27 | 24/31 | \$1,700 | 5 | |
| Outlander Sport 2WD | | | | | |
| AV-S6, 2.0L, 4cyl | 27 | 24/30 | \$1,700 | 5 | |
| NISSAN | | | | | |
| Pathfinder 2WD | | | | | |
| A-S9, 3.5L, 6cyl | 23 | 20/27 | \$2,000 | 5 | SS |

| Manufacturer Model Configuration (trans, eng size, cyl) | MPG | | Annual Fuel Cost | GHG Rating | Notes |
|---|------|--------------|------------------|------------|-------------|
| | Comb | City/Hwy | | | |
| TOYOTA | | | | | |
| RAV4 | | | | | |
| A-S8, 2.5L, 4cyl | 30 | 27/35 | \$1,550 | 6 | SS |
| VOLKSWAGEN | | | | | |
| Atlas | | | | | |
| A-S8, 2.0L, 4cyl | 23 | 20/27 | \$2,000 | 5 | T SS |
| Atlas Cross Sport | | | | | |
| A-S8, 2.0L, 4cyl | 23 | 20/27 | \$2,000 | 5 | T SS |
| ID.4 Pro | | | | | |
| A-1 | 113 | 122/104 | \$650 | 10 | EV |
| Taos | | | | | |
| A-S8, 1.5L, 4cyl | 31 | 28/36 | \$1,500 | 6 | T SS |
| Tiguan | | | | | |
| A-S8, 2.0L, 4cyl | 26 | 23/30 | \$1,750 | 5 | T SS |
| Tiguan S | | | | | |
| A-S8, 2.0L, 4cyl | 27 | 24/31 | \$1,700 | 5 | T SS |
| VOLVO | | | | | |
| C40 Recharge | | | | | |
| A-1 | 107 | 118/96 | \$700 | 10 | EV |
| XC40 Recharge | | | | | |
| A-1 | 106 | 118/95 | \$700 | 10 | EV |
| SMALL SPORT UTILITY VEHICLES 4WD | | | | | |
| ACURA | | | | | |
| MDX AWD | | | | | |
| A-S10, 3.5L, 6cyl | 21 | 19/25 | \$2,800 | 4 | P CD SS |
| RDX AWD | | | | | |
| A-S10, 2.0L, 4cyl | 23 | 21/27 | \$2,600 | 5 | P T SS |
| RDX AWD A-SPEC | | | | | |
| A-S10, 2.0L, 4cyl | 23 | 21/26 | \$2,600 | 5 | P T SS |
| ALFA ROMEO | | | | | |
| Stelvio AWD | | | | | |
| A-8, 2.0L, 4cyl | 24 | 22/28 | \$2,450 | 5 | P T SS |
| A-8, 2.9L, 6cyl | 19 | 17/23 | \$3,100 | 4 | P T CD SS |
| Tonale eAWD | | | | | |
| A-6, 1.3L, 4cyl | | See page 32. | | | T PHEV |
| AUDI | | | | | |
| Q3 quattro | | | | | |
| A-S8, 2.0L, 4cyl | 25 | 22/29 | \$1,850 | 5 | T SS |
| Q3 S line quattro | | | | | |
| A-S8, 2.0L, 4cyl | 23 | 20/28 | \$2,000 | 5 | T SS |
| Q5 quattro | | | | | |
| AM-S7, 2.0L, 4cyl | 26 | 23/29 | \$2,300 | 5 | P T MHEV SS |
| Q5 S line quattro | | | | | |
| AM-S7, 2.0L, 4cyl | 24 | 22/28 | \$2,450 | 5 | P T MHEV SS |
| Q5 Sportback S line quattro | | | | | |
| AM-S7, 2.0L, 4cyl | 24 | 22/28 | \$2,450 | 5 | P T MHEV SS |
| SQ5 | | | | | |
| A-S8, 3.0L, 6cyl | 21 | 19/24 | \$2,800 | 4 | P T SS |

| Manufacturer Model Configuration (trans, eng size, cyl) | MPG | | Annual Fuel Cost | GHG Rating | Notes |
|---|------|--------------|------------------|------------|-------------|
| | Comb | City/Hwy | | | |
| SQ5 Sportback | | | | | |
| A-S8, 3.0L, 6cyl | 21 | 19/24 | \$2,800 | 4 | P T SS |
| BMW | | | | | |
| X1 M35i | | | | | |
| AM-S7, 2.0L, 4cyl | 26 | 23/31 | \$2,300 | 5 | P T SS |
| X3 M | | | | | |
| A-S8, 3.0L, 6cyl | 17 | 15/20 | \$3,500 | 3 | P T SS |
| X3 M Competition | | | | | |
| A-S8, 3.0L, 6cyl | 17 | 15/20 | \$3,500 | 3 | P T SS |
| X3 M40i | | | | | |
| A-S8, 3.0L, 6cyl | 23 | 21/26 | \$2,600 | 5 | P T MHEV SS |
| X3 xDrive30i | | | | | |
| A-S8, 2.0L, 4cyl | 24 | 21/28 | \$2,450 | 5 | P T SS |
| X4 M | | | | | |
| A-S8, 3.0L, 6cyl | 17 | 15/20 | \$3,500 | 3 | P T SS |
| X4 M Competition | | | | | |
| A-S8, 3.0L, 6cyl | 17 | 15/20 | \$3,500 | 3 | P T SS |
| X4 M40i | | | | | |
| A-S8, 3.0L, 6cyl | 23 | 21/26 | \$2,600 | 5 | P T MHEV SS |
| X4 xDrive30i | | | | | |
| A-S8, 2.0L, 4cyl | 24 | 21/28 | \$2,450 | 5 | P T SS |
| BUICK | | | | | |
| Encore GX AWD | | | | | |
| A-9, 1.3L, 3cyl | 27 | 26/28 | \$1,700 | 5 | T SS |
| CADILLAC | | | | | |
| XT4 AWD | | | | | |
| A-S9, 2.0L, 4cyl | 25 | 23/28 | \$2,350 | 5 | P R T CD SS |
| XT5 AWD | | | | | |
| A-S9, 2.0L, 4cyl | 23 | 21/27 | \$2,600 | 5 | P R T CD SS |
| A-S9, 3.6L, 6cyl | 21 | 18/26 | \$2,200 | 4 | CD SS |
| XT6 AWD | | | | | |
| A-S9, 2.0L, 4cyl | 23 | 21/26 | \$2,600 | 5 | P R T CD SS |
| A-S9, 3.6L, 6cyl | 21 | 18/25 | \$2,200 | 4 | CD SS |
| CHEVROLET | | | | | |
| Blazer AWD | | | | | |
| A-9, 2.0L, 4cyl | 24 | 22/27 | \$1,900 | 5 | T CD SS |
| A-9, 3.6L, 6cyl | 21 | 18/26 | \$2,200 | 4 | CD SS |
| Blazer EV AWD | | | | | |
| A-1 | 96 | 103/88 | \$800 | 10 | EV |
| Equinox AWD | | | | | |
| A-6, 1.5L, 4cyl | 26 | 24/30 | \$1,750 | 5 | T SS |
| Trailblazer AWD | | | | | |
| A-9, 1.3L, 3cyl | 27 | 26/29 | \$1,700 | 5 | T SS |
| DODGE | | | | | |
| Hornet AWD | | | | | |
| A-9, 2.0L, 4cyl | 24 | 21/29 | \$1,900 | 5 | T SS |
| Hornet PHEV AWD | | | | | |
| A-6, 1.3L, 4cyl | | See page 32. | | | T PHEV |

| Manufacturer Model Configuration (trans, eng size, cyl) | MPG | | Annual Fuel Cost | GHG Rating | Notes |
|---|------|----------|------------------|------------|-------|
| | Comb | City/Hwy | | | |

FORD

Bronco Sport 4WD

| | | | | | |
|------------------|----|-------|---------|---|----------|
| A-8, 1.5L, 3cyl | 26 | 25/29 | \$1,750 | 5 | T CD SS |
| A-S8, 2.0L, 4cyl | 23 | 21/26 | \$2,000 | 5 | T PT4 SS |

Edge AWD

| | | | | | |
|------------------|----|-------|---------|---|------|
| A-8, 2.0L, 4cyl | 23 | 21/28 | \$2,000 | 5 | T SS |
| A-S8, 2.0L, 4cyl | 23 | 21/28 | \$2,000 | 5 | T SS |
| A-S8, 2.7L, 6cyl | 21 | 19/25 | \$2,200 | 4 | T SS |

GENESIS

Electrified GV70

| | | | | | |
|-----|----|-------|-------|----|----|
| A-1 | 91 | 98/83 | \$850 | 10 | EV |
|-----|----|-------|-------|----|----|

GV60 Advanced (19 inch Wheels)

| | | | | | |
|-----|-----|--------|-------|----|----|
| A-1 | 100 | 110/90 | \$750 | 10 | EV |
|-----|-----|--------|-------|----|----|

GV60 Advanced (20 inch Wheels)

| | | | | | |
|-----|----|--------|-------|----|----|
| A-1 | 95 | 103/86 | \$800 | 10 | EV |
|-----|----|--------|-------|----|----|

GV60 PERFORMANCE

| | | | | | |
|-----|----|-------|-------|----|----|
| A-1 | 90 | 97/82 | \$850 | 10 | EV |
|-----|----|-------|-------|----|----|

GV70 AWD

| | | | | | |
|------------------|----|-------|---------|---|---------------|
| A-S8, 2.5L, 4cyl | 24 | 22/28 | \$2,450 | 5 | P T SS |
| A-S8, 2.5L, 4cyl | 22 | 19/26 | \$2,700 | 5 | P T 5-Mode SS |
| A-S8, 3.5L, 6cyl | 20 | 18/24 | \$2,950 | 4 | P T SS |

GMC

Terrain AWD

| | | | | | |
|-----------------|----|-------|---------|---|------|
| A-9, 1.5L, 4cyl | 25 | 23/28 | \$1,850 | 5 | T SS |
|-----------------|----|-------|---------|---|------|

HONDA

CR-V AWD

| | | | | | |
|----------------|----|-------|---------|---|--------|
| AV, 1.5L, 4cyl | 29 | 27/32 | \$1,600 | 6 | T SS |
| AV, 2.0L, 4cyl | 37 | 40/34 | \$1,250 | 7 | HEV SS |

Passport AWD

| | | | | | |
|------------------|----|-------|---------|---|-------|
| A-S9, 3.5L, 6cyl | 21 | 19/24 | \$2,200 | 4 | CD SS |
|------------------|----|-------|---------|---|-------|

HYUNDAI

Ioniq 5 Long range AWD

| | | | | | |
|-----|----|--------|-------|----|----|
| A-1 | 99 | 110/88 | \$750 | 10 | EV |
|-----|----|--------|-------|----|----|

Kona AWD

| | | | | | |
|-------------------|----|-------|---------|---|----|
| A-S8, 1.6L, 4cyl | 26 | 24/29 | \$1,750 | 5 | T |
| AV-S1, 2.0L, 4cyl | 28 | 27/29 | \$1,650 | 6 | SS |
| AV-S1, 2.0L, 4cyl | 27 | 26/29 | \$1,700 | 5 | |

Palisade AWD

| | | | | | |
|------------------|----|-------|---------|---|----|
| A-S8, 3.8L, 6cyl | 21 | 19/24 | \$2,200 | 4 | SS |
|------------------|----|-------|---------|---|----|

Santa Cruz AWD

| | | | | | |
|-------------------|----|-------|---------|---|---|
| A-S8, 2.5L, 4cyl | 23 | 21/25 | \$2,000 | 5 | |
| AM-S8, 2.5L, 4cyl | 22 | 19/27 | \$2,100 | 5 | T |

Tucson AWD

| | | | | | |
|------------------|----|-------|---------|---|--|
| A-S8, 2.5L, 4cyl | 25 | 23/29 | \$1,850 | 5 | |
|------------------|----|-------|---------|---|--|

Tucson Hybrid

| | | | | | |
|-------------------|----|-------|---------|---|----------|
| AM-S6, 1.6L, 4cyl | 37 | 37/36 | \$1,250 | 7 | T HEV SS |
|-------------------|----|-------|---------|---|----------|

Tucson Hybrid Blue

| | | | | | |
|-------------------|----|-------|---------|---|----------|
| AM-S6, 1.6L, 4cyl | 38 | 38/38 | \$1,200 | 7 | T HEV SS |
|-------------------|----|-------|---------|---|----------|

Tucson Plug-in Hybrid

| | | | | | |
|-------------------|--------------|--|--|--|-----------|
| AM-S6, 1.6L, 4cyl | See page 32. | | | | T PHEV SS |
|-------------------|--------------|--|--|--|-----------|

| Manufacturer Model Configuration (trans, eng size, cyl) | MPG | | Annual Fuel Cost | GHG Rating | Notes |
|---|------|----------|------------------|------------|-------|
| | Comb | City/Hwy | | | |

INFINITI

QX50 AWD

| | | | | | |
|-------------------|----|-------|---------|---|-----|
| AV-S8, 2.0L, 4cyl | 25 | 22/28 | \$2,350 | 5 | PRT |
|-------------------|----|-------|---------|---|-----|

QX55 AWD

| | | | | | |
|-------------------|----|-------|---------|---|-----|
| AV-S8, 2.0L, 4cyl | 25 | 22/28 | \$2,350 | 5 | PRT |
|-------------------|----|-------|---------|---|-----|

JAGUAR

E-Pace

| | | | | | |
|------------------|----|-------|---------|---|-------|
| A-S9, 2.0L, 4cyl | 23 | 20/26 | \$2,600 | 5 | PT SS |
|------------------|----|-------|---------|---|-------|

F-Pace

| | | | | | |
|------------------|----|-------|---------|---|-------|
| A-S8, 2.0L, 4cyl | 24 | 22/27 | \$2,450 | 5 | PT SS |
|------------------|----|-------|---------|---|-------|

F-Pace P400 MHEV

| | | | | | |
|------------------|----|-------|---------|---|-----------|
| A-S8, 3.0L, 6cyl | 21 | 19/25 | \$2,800 | 4 | P MHEV SS |
|------------------|----|-------|---------|---|-----------|

F-Pace SVR

| | | | | | |
|------------------|----|-------|---------|---|--------|
| A-S8, 5.0L, 8cyl | 17 | 15/21 | \$3,500 | 3 | P S SS |
|------------------|----|-------|---------|---|--------|

I-Pace EV400 (20 inch tires)

| | | | | | |
|-----|----|-------|-------|----|----|
| A-1 | 85 | 89/82 | \$900 | 10 | EV |
|-----|----|-------|-------|----|----|

I-Pace EV400 (22 inch tires)

| | | | | | |
|-----|----|-------|---------|----|----|
| A-1 | 76 | 79/72 | \$1,000 | 10 | EV |
|-----|----|-------|---------|----|----|

JEEP

Compass 4WD

| | | | | | |
|-----------------|----|-------|---------|---|------|
| A-8, 2.0L, 4cyl | 27 | 24/32 | \$1,700 | 5 | T SS |
|-----------------|----|-------|---------|---|------|

Wrangler 2dr 4WD

| | | | | | |
|-----------------|----|-------|---------|---|------|
| A-8, 2.0L, 4cyl | 21 | 20/21 | \$2,200 | 4 | T SS |
| A-8, 3.6L, 6cyl | 20 | 18/24 | \$2,300 | 4 | SS |
| M-6, 3.6L, 6cyl | 19 | 17/23 | \$2,400 | 4 | SS |

Wrangler 4dr 4WD

| | | | | | |
|-----------------|----|-------|---------|---|------|
| A-8, 2.0L, 4cyl | 20 | 20/20 | \$2,300 | 4 | T SS |
| A-8, 3.6L, 6cyl | 20 | 18/23 | \$2,300 | 4 | SS |
| M-6, 3.6L, 6cyl | 19 | 16/22 | \$2,400 | 4 | SS |
| A-8, 6.4L, 8cyl | 14 | 13/16 | \$4,250 | 2 | P CD |

Wrangler 4dr 4xe

| | | | | | |
|-----------------|--------------|--|--|--|-----------|
| A-8, 2.0L, 4cyl | See page 32. | | | | T PHEV SS |
|-----------------|--------------|--|--|--|-----------|

Wrangler Rubicon 2dr 4WD

| | | | | | |
|-----------------|----|-------|---------|---|----|
| A-8, 3.6L, 6cyl | 18 | 16/20 | \$2,550 | 4 | SS |
|-----------------|----|-------|---------|---|----|

Wrangler Rubicon 4dr 4WD

| | | | | | |
|-----------------|----|-------|---------|---|----|
| A-8, 3.6L, 6cyl | 17 | 16/19 | \$2,700 | 3 | SS |
|-----------------|----|-------|---------|---|----|

KIA

EV6 AWD GT

| | | | | | |
|-----|----|-------|-------|----|----|
| A-1 | 83 | 88/77 | \$850 | 10 | EV |
|-----|----|-------|-------|----|----|

EV6 Long Range AWD (19 inch Wheels)

| | | | | | |
|-----|-----|--------|-------|----|----|
| A-1 | 109 | 120/98 | \$700 | 10 | EV |
|-----|-----|--------|-------|----|----|

EV6 Long Range AWD (20 inch Wheels)

| | | | | | |
|-----|----|--------|-------|----|----|
| A-1 | 96 | 106/86 | \$750 | 10 | EV |
|-----|----|--------|-------|----|----|

Seltos AWD

| | | | | | |
|-------------------|----|-------|---------|---|----|
| A-S8, 1.6L, 4cyl | 26 | 25/27 | \$1,750 | 5 | T |
| AV-S8, 2.0L, 4cyl | 29 | 27/31 | \$1,600 | 6 | SS |

Sorento Hybrid AWD

| | | | | | |
|-------------------|----|-------|---------|---|----------|
| AM-S6, 1.6L, 4cyl | 34 | 36/33 | \$1,350 | 7 | T HEV SS |
|-------------------|----|-------|---------|---|----------|

Sorento Plug-in Hybrid

| | | | | | |
|-------------------|--------------|--|--|--|-----------|
| AM-S6, 1.6L, 4cyl | See page 32. | | | | T PHEV SS |
|-------------------|--------------|--|--|--|-----------|

| Manufacturer Model Configuration (trans, eng size, cyl) | MPG | | Annual Fuel Cost | GHG Rating | Notes |
|---|--------------|----------|------------------|------------|-----------|
| | Comb | City/Hwy | | | |
| Sportage AWD | | | | | |
| A-S8, 2.5L, 4cyl | 25 | 23/26 | \$1,850 | 5 | SS |
| Sportage Hybrid AWD | | | | | |
| AM-S6, 1.6L, 4cyl | 38 | 38/38 | \$1,200 | 7 | T HEV SS |
| Sportage Hybrid FWD | | | | | |
| AM-S6, 1.6L, 4cyl | 43 | 42/44 | \$1,050 | 8 | T HEV SS |
| Sportage Plug-in Hybrid | | | | | |
| AM-S6, 1.6L, 4cyl | See page 32. | | | | T PHEV SS |
| Sportage X-pro | | | | | |
| A-S8, 2.5L, 4cyl | 26 | 23/30 | \$1,750 | 5 | SS |
| Telluride AWD | | | | | |
| A-S8, 3.8L, 6cyl | 20 | 18/24 | \$2,300 | 4 | SS |

LAND ROVER

Discovery Sport

| | | | | | |
|------------------|----|-------|---------|---|--------|
| A-S9, 2.0L, 4cyl | 20 | 19/23 | \$2,950 | 4 | P T SS |
|------------------|----|-------|---------|---|--------|

Range Rover Evoque

| | | | | | |
|------------------|----|-------|---------|---|--------|
| A-S9, 2.0L, 4cyl | 22 | 20/27 | \$2,700 | 5 | P T SS |
|------------------|----|-------|---------|---|--------|

Range Rover Velar

| | | | | | |
|------------------|----|-------|---------|---|--------|
| A-S8, 2.0L, 4cyl | 23 | 22/26 | \$2,600 | 5 | P T SS |
|------------------|----|-------|---------|---|--------|

Range Rover Velar P340 MHEV

| | | | | | |
|------------------|----|-------|---------|---|-----------|
| A-S8, 3.0L, 6cyl | 22 | 19/26 | \$2,700 | 5 | P MHEV SS |
|------------------|----|-------|---------|---|-----------|

Range Rover Velar P400 MHEV

| | | | | | |
|------------------|----|-------|---------|---|-----------|
| A-S8, 3.0L, 6cyl | 21 | 19/25 | \$2,800 | 4 | P MHEV SS |
|------------------|----|-------|---------|---|-----------|

LEXUS

NX 250 AWD

| | | | | | |
|------------------|----|-------|---------|---|----|
| A-S8, 2.5L, 4cyl | 28 | 25/32 | \$1,650 | 6 | SS |
|------------------|----|-------|---------|---|----|

NX 350 AWD

| | | | | | |
|------------------|----|-------|---------|---|----------|
| A-S8, 2.4L, 4cyl | 24 | 21/28 | \$2,450 | 5 | P R T SS |
|------------------|----|-------|---------|---|----------|

NX 350 AWD F Sport

| | | | | | |
|------------------|----|-------|---------|---|----------|
| A-S8, 2.4L, 4cyl | 24 | 21/28 | \$2,450 | 5 | P R T SS |
|------------------|----|-------|---------|---|----------|

NX 350h AWD

| | | | | | |
|-------------------|----|-------|---------|---|----------|
| AV-S6, 2.5L, 4cyl | 39 | 41/37 | \$1,500 | 7 | P HEV SS |
|-------------------|----|-------|---------|---|----------|

NX 450h Plus AWD

| | | | | | |
|-------------------|--------------|--|--|--|-----------|
| AV-S6, 2.5L, 4cyl | See page 32. | | | | P PHEV SS |
|-------------------|--------------|--|--|--|-----------|

RX 350 AWD

| | | | | | |
|------------------|----|-------|---------|---|----------|
| A-S8, 2.4L, 4cyl | 24 | 21/28 | \$2,450 | 5 | P R T SS |
|------------------|----|-------|---------|---|----------|

RX 350h AWD

| | | | | | |
|-------------------|----|-------|---------|---|----------|
| AV-S6, 2.5L, 4cyl | 36 | 37/34 | \$1,650 | 7 | P HEV SS |
|-------------------|----|-------|---------|---|----------|

RX 500h AWD

| | | | | | |
|-------------------|----|-------|---------|---|--------------|
| AV-S6, 2.4L, 4cyl | 27 | 27/28 | \$2,200 | 5 | P R T HEV SS |
|-------------------|----|-------|---------|---|--------------|

MASERATI

Grecale GT

| | | | | | |
|-----------------|----|-------|---------|---|-------------|
| A-8, 2.0L, 4cyl | 25 | 22/29 | \$2,350 | 5 | P T MHEV SS |
|-----------------|----|-------|---------|---|-------------|

Grecale Modena

| | | | | | |
|-----------------|----|-------|---------|---|-------------|
| A-8, 2.0L, 4cyl | 25 | 22/29 | \$2,350 | 5 | P T MHEV SS |
|-----------------|----|-------|---------|---|-------------|

Grecale Trofeo

| | | | | | |
|-----------------|----|-------|---------|---|-------------|
| A-8, 3.0L, 6cyl | 20 | 18/25 | \$2,950 | 4 | P R T CD SS |
|-----------------|----|-------|---------|---|-------------|

| Manufacturer Model Configuration (trans, eng size, cyl) | MPG | | Annual Fuel Cost | GHG Rating | Notes |
|---|------|----------|------------------|------------|-------|
| | Comb | City/Hwy | | | |

MAZDA

CX-30 4WD

| | | | | | |
|------------------|----|-------|---------|---|----|
| A-S6, 2.5L, 4cyl | 29 | 26/33 | \$1,600 | 6 | CD |
| A-S6, 2.5L, 4cyl | 25 | 22/30 | \$1,850 | 5 | T |

CX-5 4WD

| | | | | | |
|------------------|----|-------|---------|---|-------|
| A-S6, 2.5L, 4cyl | 28 | 26/31 | \$1,650 | 6 | CD SS |
| A-S6, 2.5L, 4cyl | 25 | 23/29 | \$1,850 | 5 | |
| A-S6, 2.5L, 4cyl | 24 | 22/27 | \$1,900 | 5 | T |

CX-50 4WD

| | | | | | |
|------------------|----|-------|---------|---|------|
| A-S6, 2.5L, 4cyl | 27 | 24/30 | \$1,700 | 5 | CD |
| A-S6, 2.5L, 4cyl | 25 | 23/29 | \$1,850 | 5 | T SS |

MERCEDES-BENZ

GLA250 4matic

| | | | | | |
|------------------|----|-------|---------|---|---------------|
| AM-8, 2.0L, 4cyl | 27 | 24/32 | \$2,200 | 5 | P R T MHEV SS |
|------------------|----|-------|---------|---|---------------|

GLB250 4matic

| | | | | | |
|------------------|----|-------|---------|---|---------------|
| AM-8, 2.0L, 4cyl | 27 | 24/32 | \$2,200 | 5 | P R T MHEV SS |
|------------------|----|-------|---------|---|---------------|

GLC300 4matic

| | | | | | |
|-----------------|----|-------|---------|---|---------------|
| A-9, 2.0L, 4cyl | 27 | 24/32 | \$2,200 | 5 | P R T MHEV SS |
|-----------------|----|-------|---------|---|---------------|

GLC300 4matic Coupe

| | | | | | |
|-----------------|----|-------|---------|---|---------------|
| A-9, 2.0L, 4cyl | 26 | 24/30 | \$2,300 | 5 | P R T MHEV SS |
|-----------------|----|-------|---------|---|---------------|

GLE350

| | | | | | |
|-----------------|----|-------|---------|---|---------------|
| A-9, 2.0L, 4cyl | 24 | 21/28 | \$2,450 | 5 | P R T MHEV SS |
|-----------------|----|-------|---------|---|---------------|

GLE350 4matic

| | | | | | |
|-----------------|----|-------|---------|---|---------------|
| A-9, 2.0L, 4cyl | 23 | 20/27 | \$2,600 | 5 | P R T MHEV SS |
|-----------------|----|-------|---------|---|---------------|

MITSUBISHI

Eclipse Cross 4WD

| | | | | | |
|-------------------|----|-------|---------|---|---|
| AV-S8, 1.5L, 4cyl | 25 | 25/26 | \$1,850 | 5 | T |
|-------------------|----|-------|---------|---|---|

Eclipse Cross ES 4WD

| | | | | | |
|-------------------|----|-------|---------|---|---|
| AV-S8, 1.5L, 4cyl | 26 | 25/28 | \$1,750 | 5 | T |
|-------------------|----|-------|---------|---|---|

Outlander 4WD

| | | | | | |
|-------------------|----|-------|---------|---|--|
| AV-S8, 2.5L, 4cyl | 26 | 24/30 | \$1,750 | 5 | |
|-------------------|----|-------|---------|---|--|

Outlander Sport 4WD

| | | | | | |
|-------------------|----|-------|---------|---|--|
| AV-S6, 2.0L, 4cyl | 26 | 23/29 | \$1,750 | 5 | |
| AV-S6, 2.4L, 4cyl | 25 | 23/28 | \$1,850 | 5 | |

NISSAN

Pathfinder 4WD

| | | | | | |
|------------------|----|-------|---------|---|----|
| A-S9, 3.5L, 6cyl | 23 | 21/27 | \$2,000 | 5 | SS |
|------------------|----|-------|---------|---|----|

Pathfinder 4WD Rock Creek

| | | | | | |
|------------------|----|-------|---------|---|------|
| A-S9, 3.5L, 6cyl | 21 | 20/23 | \$2,800 | 4 | P SS |
|------------------|----|-------|---------|---|------|

PORSCHE

Macan

| | | | | | |
|-------------------|----|-------|---------|---|----------|
| AM-S7, 2.0L, 4cyl | 21 | 19/25 | \$2,800 | 4 | P R T SS |
|-------------------|----|-------|---------|---|----------|

Macan GTS

| | | | | | |
|-------------------|----|-------|---------|---|----------|
| AM-S7, 2.9L, 6cyl | 19 | 17/22 | \$3,100 | 4 | P R T SS |
|-------------------|----|-------|---------|---|----------|

Macan S

| | | | | | |
|-------------------|----|-------|---------|---|----------|
| AM-S7, 2.9L, 6cyl | 19 | 17/23 | \$3,100 | 4 | P R T SS |
|-------------------|----|-------|---------|---|----------|

Macan T

| | | | | | |
|-------------------|----|-------|---------|---|----------|
| AM-S7, 2.0L, 4cyl | 21 | 19/25 | \$2,800 | 4 | P R T SS |
|-------------------|----|-------|---------|---|----------|

| Manufacturer Model Configuration (trans, eng size, cyl) | MPG | | Annual Fuel Cost | GHG Rating | Notes |
|---|------|----------|------------------|------------|-------|
| | Comb | City/Hwy | | | |

SUBARU

Crosstrek AWD

| | | | | | |
|-------------------|----|-------|---------|---|----|
| AV-S8, 2.0L, 4cyl | 29 | 27/34 | \$1,600 | 6 | SS |
| AV-S8, 2.5L, 4cyl | 29 | 26/33 | \$1,600 | 6 | SS |

Crosstrek Wilderness AWD

| | | | | | |
|-------------------|----|-------|---------|---|----|
| AV-S8, 2.5L, 4cyl | 27 | 25/29 | \$1,700 | 5 | SS |
|-------------------|----|-------|---------|---|----|

Forester AWD

| | | | | | |
|-------------------|----|-------|---------|---|----|
| AV-S8, 2.5L, 4cyl | 29 | 26/33 | \$1,600 | 6 | SS |
|-------------------|----|-------|---------|---|----|

Forester Wilderness AWD

| | | | | | |
|-------------------|----|-------|---------|---|----|
| AV-S8, 2.5L, 4cyl | 26 | 25/28 | \$1,750 | 5 | SS |
|-------------------|----|-------|---------|---|----|

Outback AWD

| | | | | | |
|-------------------|----|-------|---------|---|------|
| AV-S8, 2.4L, 4cyl | 25 | 22/29 | \$1,850 | 5 | T SS |
| AV-S8, 2.5L, 4cyl | 28 | 26/32 | \$1,650 | 6 | SS |

Outback Wilderness AWD

| | | | | | |
|-------------------|----|-------|---------|---|------|
| AV-S8, 2.4L, 4cyl | 23 | 21/26 | \$2,000 | 5 | T SS |
|-------------------|----|-------|---------|---|------|

Solterra AWD

| | | | | | |
|-----|-----|--------|-------|----|----|
| A-1 | 104 | 114/94 | \$700 | 10 | EV |
|-----|-----|--------|-------|----|----|

Solterra Limited/Touring AWD

| | | | | | |
|-----|-----|--------|-------|----|----|
| A-1 | 102 | 111/93 | \$750 | 10 | EV |
|-----|-----|--------|-------|----|----|

TOYOTA

RAV4 AWD

| | | | | | |
|------------------|----|-------|---------|---|----|
| A-S8, 2.5L, 4cyl | 29 | 27/33 | \$1,600 | 6 | SS |
| A-S8, 2.5L, 4cyl | 28 | 25/33 | \$1,650 | 6 | |

RAV4 AWD LE

| | | | | | |
|------------------|----|-------|---------|---|----|
| A-S8, 2.5L, 4cyl | 30 | 27/34 | \$1,550 | 6 | SS |
|------------------|----|-------|---------|---|----|

RAV4 AWD TRD OFFROAD

| | | | | | |
|------------------|----|-------|---------|---|--|
| A-S8, 2.5L, 4cyl | 28 | 25/32 | \$1,650 | 6 | |
|------------------|----|-------|---------|---|--|

RAV4 Hybrid AWD

| | | | | | |
|-------------------|----|-------|---------|---|--------|
| AV-S6, 2.5L, 4cyl | 39 | 41/38 | \$1,200 | 7 | HEV SS |
|-------------------|----|-------|---------|---|--------|

RAV4 Hybrid AWD Woodland Edition

| | | | | | |
|-------------------|----|-------|---------|---|--------|
| AV-S6, 2.5L, 4cyl | 37 | 38/35 | \$1,250 | 7 | HEV SS |
|-------------------|----|-------|---------|---|--------|

RAV4 Prime 4WD

| | | | | | |
|-------------------|--------------|--|--|--|---------|
| AV-S6, 2.5L, 4cyl | See page 32. | | | | PHEV SS |
|-------------------|--------------|--|--|--|---------|

Venza AWD

| | | | | | |
|-------------------|----|-------|---------|---|--------|
| AV-S6, 2.5L, 4cyl | 39 | 40/37 | \$1,200 | 7 | HEV SS |
|-------------------|----|-------|---------|---|--------|

VOLKSWAGEN

Atlas 4motion Peak Edition

| | | | | | |
|------------------|----|-------|---------|---|------|
| A-S8, 2.0L, 4cyl | 20 | 18/24 | \$2,300 | 4 | T SS |
|------------------|----|-------|---------|---|------|

Atlas Cross Sport 4motion

| | | | | | |
|------------------|----|-------|---------|---|------|
| A-S8, 2.0L, 4cyl | 22 | 19/26 | \$2,100 | 5 | T SS |
|------------------|----|-------|---------|---|------|

Atlas SE 4motion

| | | | | | |
|------------------|----|-------|---------|---|------|
| A-S8, 2.0L, 4cyl | 22 | 19/26 | \$2,100 | 5 | T SS |
|------------------|----|-------|---------|---|------|

Atlas SEL 4motion

| | | | | | |
|------------------|----|-------|---------|---|------|
| A-S8, 2.0L, 4cyl | 21 | 19/25 | \$2,200 | 4 | T SS |
|------------------|----|-------|---------|---|------|

ID.4 AWD Pro

| | | | | | |
|-----|-----|--------|-------|----|----|
| A-1 | 102 | 108/96 | \$750 | 10 | EV |
|-----|-----|--------|-------|----|----|

ID.4 AWD Pro S

| | | | | | |
|-----|-----|--------|-------|----|----|
| A-1 | 102 | 108/96 | \$750 | 10 | EV |
|-----|-----|--------|-------|----|----|

Taos 4motion

| | | | | | |
|-------------------|----|-------|---------|---|------|
| AM-S7, 1.5L, 4cyl | 27 | 24/32 | \$1,700 | 5 | T SS |
|-------------------|----|-------|---------|---|------|

| Manufacturer Model Configuration (trans, eng size, cyl) | MPG | | Annual Fuel Cost | GHG Rating | Notes |
|---|------|----------|------------------|------------|-------|
| | Comb | City/Hwy | | | |

Tiguan 4motion

| | | | | | |
|------------------|----|-------|---------|---|------|
| A-S8, 2.0L, 4cyl | 25 | 22/29 | \$1,850 | 5 | T SS |
|------------------|----|-------|---------|---|------|

Tiguan R-Line 4motion

| | | | | | |
|------------------|----|-------|---------|---|------|
| A-S8, 2.0L, 4cyl | 24 | 22/29 | \$1,900 | 5 | T SS |
|------------------|----|-------|---------|---|------|

VOLVO

C40 Recharge twin

| | | | | | |
|-----|----|--------|-------|----|----|
| A-1 | 99 | 106/91 | \$750 | 10 | EV |
|-----|----|--------|-------|----|----|

XC40 B5 AWD

| | | | | | |
|------------------|----|-------|---------|---|-------------|
| A-S8, 2.0L, 4cyl | 26 | 24/30 | \$2,300 | 5 | PRT MHEV SS |
|------------------|----|-------|---------|---|-------------|

XC40 Recharge twin

| | | | | | |
|-----|----|--------|-------|----|----|
| A-1 | 98 | 106/90 | \$800 | 10 | EV |
|-----|----|--------|-------|----|----|

XC60 B5 AWD

| | | | | | |
|------------------|----|-------|---------|---|-------------|
| A-S8, 2.0L, 4cyl | 25 | 22/28 | \$2,350 | 5 | PRT MHEV SS |
|------------------|----|-------|---------|---|-------------|

XC60 T8 AWD Recharge

| | | | | | |
|------------------|--------------|--|--|--|-------------|
| A-S8, 2.0L, 4cyl | See page 32. | | | | PRT PHEV SS |
|------------------|--------------|--|--|--|-------------|

STANDARD SPORT UTILITY VEHICLES 2WD

AUDI

Q4 40 e-tron

| | | | | | |
|-----|-----|--------|-------|----|----|
| A-1 | 103 | 112/94 | \$750 | 10 | EV |
|-----|-----|--------|-------|----|----|

BMW

X5 sDrive40i

| | | | | | |
|------------------|----|-------|---------|---|------------|
| A-S8, 3.0L, 6cyl | 25 | 23/27 | \$2,350 | 5 | PT MHEV SS |
|------------------|----|-------|---------|---|------------|

BUICK

Enclave FWD

| | | | | | |
|-----------------|----|-------|---------|---|----|
| A-9, 3.6L, 6cyl | 21 | 18/26 | \$2,200 | 4 | SS |
|-----------------|----|-------|---------|---|----|

CADILLAC

Escalade 2WD

| | | | | | |
|------------------|----|-------|---------|---|----------|
| A-10, 3.0L, 6cyl | 23 | 21/27 | \$2,500 | 4 | DT SS |
| A-10, 6.2L, 8cyl | 16 | 14/19 | \$3,700 | 3 | PR CD SS |

CHEVROLET

Suburban 2WD

| | | | | | |
|------------------|----|-------|---------|---|----------|
| A-10, 3.0L, 6cyl | 23 | 21/27 | \$2,500 | 4 | DT SS |
| A-10, 5.3L, 8cyl | 17 | 15/20 | \$2,700 | 3 | CD SS |
| A-10, 6.2L, 8cyl | 16 | 14/20 | \$3,700 | 3 | PR CD SS |

Tahoe 2WD

| | | | | | |
|------------------|----|-------|---------|---|----------|
| A-10, 3.0L, 6cyl | 24 | 21/28 | \$2,400 | 4 | DT SS |
| A-10, 5.3L, 8cyl | 17 | 15/20 | \$2,700 | 3 | CD SS |
| A-10, 6.2L, 8cyl | 16 | 14/20 | \$3,700 | 3 | PR CD SS |

DODGE

Durango RWD

| | | | | | |
|-----------------|----|-------|---------|---|--------|
| A-8, 3.6L, 6cyl | 21 | 19/26 | \$2,200 | 4 | SS |
| A-8, 5.7L, 8cyl | 17 | 14/22 | \$3,200 | 3 | Mid CD |

FORD

Expedition 2WD

| | | | | | |
|-------------------|----|-------|---------|---|------|
| A-S10, 3.5L, 6cyl | 19 | 17/23 | \$2,400 | 4 | T SS |
|-------------------|----|-------|---------|---|------|

| Manufacturer Model Configuration (trans, eng size, cyl) | MPG | | Annual Fuel Cost | GHG Rating | Notes |
|---|------|----------|------------------|------------|-------|
| | Comb | City/Hwy | | | |

GMC

Yukon 2WD

| | | | | | |
|------------------|----|-------|---------|---|----------|
| A-10, 3.0L, 6cyl | 23 | 21/27 | \$2,500 | 4 | D T SS |
| A-10, 5.3L, 8cyl | 17 | 15/20 | \$2,700 | 3 | CD SS |
| A-10, 6.2L, 8cyl | 16 | 14/20 | \$3,700 | 3 | PR CD SS |

Yukon XL 2WD

| | | | | | |
|------------------|----|-------|---------|---|----------|
| A-10, 3.0L, 6cyl | 23 | 21/27 | \$2,500 | 4 | D T SS |
| A-10, 5.3L, 8cyl | 17 | 15/20 | \$2,700 | 3 | CD SS |
| A-10, 6.2L, 8cyl | 16 | 14/19 | \$3,700 | 3 | PR CD SS |

INFINITI

QX60 FWD

| | | | | | |
|------------------|----|-------|---------|---|------|
| A-S9, 3.5L, 6cyl | 23 | 21/26 | \$2,600 | 5 | P SS |
|------------------|----|-------|---------|---|------|

QX80 2WD

| | | | | | |
|------------------|----|-------|---------|---|---|
| A-S7, 5.6L, 8cyl | 16 | 14/20 | \$3,700 | 3 | P |
|------------------|----|-------|---------|---|---|

JEEP

Grand Cherokee 2WD

| | | | | | |
|-----------------|----|-------|---------|---|----|
| A-8, 3.6L, 6cyl | 22 | 19/26 | \$2,100 | 5 | SS |
|-----------------|----|-------|---------|---|----|

Grand Cherokee L 2WD

| | | | | | |
|-----------------|----|-------|---------|---|----|
| A-8, 3.6L, 6cyl | 21 | 19/26 | \$2,200 | 4 | SS |
|-----------------|----|-------|---------|---|----|

Wagoneer 2WD

| | | | | | |
|-----------------|----|-------|---------|---|------|
| A-8, 3.0L, 6cyl | 20 | 17/24 | \$2,300 | 4 | T SS |
|-----------------|----|-------|---------|---|------|

Wagoneer L 2WD

| | | | | | |
|-----------------|----|-------|---------|---|------|
| A-8, 3.0L, 6cyl | 20 | 17/24 | \$2,300 | 4 | T SS |
|-----------------|----|-------|---------|---|------|

KIA

EV9 Long Range RWD

| | | | | | |
|-----|----|--------|-------|----|----|
| A-1 | 89 | 100/78 | \$850 | 10 | EV |
|-----|----|--------|-------|----|----|

EV9 Standard Range RWD

| | | | | | |
|-----|----|-------|-------|----|----|
| A-1 | 88 | 99/77 | \$850 | 10 | EV |
|-----|----|-------|-------|----|----|

LEXUS

TX 350

| | | | | | |
|------------------|----|-------|---------|---|----------|
| A-S8, 2.4L, 4cyl | 23 | 21/27 | \$2,600 | 5 | P R T SS |
|------------------|----|-------|---------|---|----------|

NISSAN

Armada 2WD

| | | | | | |
|------------------|----|-------|---------|---|---|
| A-S7, 5.6L, 8cyl | 16 | 14/19 | \$3,700 | 3 | P |
|------------------|----|-------|---------|---|---|

TOYOTA

4Runner 2WD

| | | | | | |
|------------------|----|-------|---------|---|--|
| A-S5, 4.0L, 6cyl | 17 | 16/19 | \$2,700 | 3 | |
|------------------|----|-------|---------|---|--|

Grand Highlander Hybrid

| | | | | | |
|---------------------|----|-------|---------|---|--------|
| ▶ AV-S6, 2.5L, 4cyl | 36 | 37/34 | \$1,300 | 7 | HEV SS |
|---------------------|----|-------|---------|---|--------|

Grand Highlander Hybrid Limited

| | | | | | |
|-------------------|----|-------|---------|---|--------|
| AV-S6, 2.5L, 4cyl | 34 | 36/32 | \$1,350 | 7 | HEV SS |
|-------------------|----|-------|---------|---|--------|

Grand Highlander LE/XLE

| | | | | | |
|------------------|----|-------|---------|---|------|
| A-S8, 2.4L, 4cyl | 24 | 21/28 | \$1,900 | 5 | T SS |
|------------------|----|-------|---------|---|------|

Grand Highlander Limited

| | | | | | |
|------------------|----|-------|---------|---|------|
| A-S8, 2.4L, 4cyl | 24 | 21/28 | \$1,900 | 5 | T SS |
|------------------|----|-------|---------|---|------|

Sequoia 2WD

| | | | | | |
|-------------------|----|-------|---------|---|----------|
| A-S10, 3.4L, 6cyl | 22 | 21/24 | \$2,100 | 5 | T HEV SS |
|-------------------|----|-------|---------|---|----------|

| Manufacturer Model Configuration (trans, eng size, cyl) | MPG | | Annual Fuel Cost | GHG Rating | Notes |
|---|------|----------|------------------|------------|-------|
| | Comb | City/Hwy | | | |

STANDARD SPORT UTILITY VEHICLES 4WD

ACURA

MDX AWD Type-S

| | | | | | |
|-------------------|----|-------|---------|---|-----------|
| A-S10, 3.0L, 6cyl | 19 | 17/21 | \$3,100 | 4 | P T CD SS |
|-------------------|----|-------|---------|---|-----------|

ASTON MARTIN

DBX 707

| | | | | | |
|-----------------|----|-------|---------|---|--------|
| A-9, 4.0L, 8cyl | 17 | 15/20 | \$3,500 | 3 | P T CD |
|-----------------|----|-------|---------|---|--------|

DBX V8

| | | | | | |
|-----------------|----|-------|---------|---|--------|
| A-9, 4.0L, 8cyl | 16 | 14/20 | \$3,700 | 3 | P T CD |
|-----------------|----|-------|---------|---|--------|

AUDI

Q4 50 e-tron quattro

| | | | | | |
|-----|----|-------|-------|----|----|
| A-1 | 93 | 97/87 | \$800 | 10 | EV |
|-----|----|-------|-------|----|----|

Q4 Sportback 50 e-tron quattro

| | | | | | |
|-----|----|--------|-------|----|----|
| A-1 | 95 | 100/89 | \$800 | 10 | EV |
|-----|----|--------|-------|----|----|

Q7 quattro

| | | | | | |
|------------------|----|-------|---------|---|--------|
| A-S8, 2.0L, 4cyl | 21 | 19/25 | \$2,800 | 4 | P T SS |
|------------------|----|-------|---------|---|--------|

| | | | | | |
|------------------|----|-------|---------|---|-------------|
| A-S8, 3.0L, 6cyl | 21 | 19/24 | \$2,800 | 4 | P T MHEV SS |
|------------------|----|-------|---------|---|-------------|

Q8 e-tron quattro

| | | | | | |
|-----|----|-------|-------|----|----|
| A-2 | 81 | 80/83 | \$950 | 10 | EV |
|-----|----|-------|-------|----|----|

Q8 quattro

| | | | | | |
|------------------|----|-------|---------|---|-------------|
| A-S8, 3.0L, 6cyl | 19 | 17/23 | \$3,100 | 4 | P T MHEV SS |
|------------------|----|-------|---------|---|-------------|

Q8 Sportback e-tron quattro

| | | | | | |
|-----|----|-------|-------|----|----|
| A-2 | 87 | 84/90 | \$900 | 10 | EV |
|-----|----|-------|-------|----|----|

Q8 Sportback e-tron ultra quattro

| | | | | | |
|-----|----|-------|-------|----|----|
| A-2 | 86 | 84/89 | \$900 | 10 | EV |
|-----|----|-------|-------|----|----|

RS Q8

| | | | | | |
|------------------|----|-------|---------|---|----------------|
| A-S8, 4.0L, 8cyl | 15 | 13/19 | \$3,950 | 2 | P T CD MHEV SS |
|------------------|----|-------|---------|---|----------------|

SQ7

| | | | | | |
|------------------|----|-------|---------|---|-----------|
| A-S8, 4.0L, 8cyl | 17 | 15/21 | \$3,500 | 3 | P T CD SS |
|------------------|----|-------|---------|---|-----------|

SQ8

| | | | | | |
|------------------|----|-------|---------|---|-----------|
| A-S8, 4.0L, 8cyl | 17 | 15/21 | \$3,500 | 3 | P T CD SS |
|------------------|----|-------|---------|---|-----------|

SQ8 e-tron (20 inch wheels)

| | | | | | |
|-----|----|-------|---------|----|----|
| A-2 | 73 | 72/75 | \$1,050 | 10 | EV |
|-----|----|-------|---------|----|----|

SQ8 e-tron (21/22 inch wheels)

| | | | | | |
|-----|----|-------|---------|----|----|
| A-2 | 63 | 62/63 | \$1,200 | 10 | EV |
|-----|----|-------|---------|----|----|

SQ8 Sportback e-tron (20 inch wheels)

| | | | | | |
|-----|----|-------|---------|----|----|
| A-2 | 73 | 72/75 | \$1,050 | 10 | EV |
|-----|----|-------|---------|----|----|

SQ8 Sportback e-tron (21/22 inch wheels)

| | | | | | |
|-----|----|-------|---------|----|----|
| A-2 | 63 | 62/63 | \$1,200 | 10 | EV |
|-----|----|-------|---------|----|----|

BMW

Alpina XB7

| | | | | | |
|------------------|----|-------|---------|---|-------------|
| A-S8, 4.4L, 8cyl | 17 | 16/20 | \$3,500 | 3 | P T MHEV SS |
|------------------|----|-------|---------|---|-------------|

iX M60 (21 inch Wheels)

| | | | | | |
|-----|----|-------|-------|----|----|
| A-1 | 80 | 78/82 | \$950 | 10 | EV |
|-----|----|-------|-------|----|----|

iX M60 (22 inch Wheels)

| | | | | | |
|-----|----|-------|-------|----|----|
| A-1 | 80 | 78/82 | \$950 | 10 | EV |
|-----|----|-------|-------|----|----|

iX xDrive40 (20 inch Wheels)

| | | | | | |
|-----|----|-------|-------|----|----|
| A-1 | 86 | 87/85 | \$900 | 10 | EV |
|-----|----|-------|-------|----|----|

| Manufacturer Model Configuration (trans, eng size, cyl) | MPG | | Annual Fuel Cost | GHG Rating | Notes |
|---|--------------|----------|------------------|------------|--------------|
| | Comb | City/Hwy | | | |
| IX xDrive40 (21 inch Wheels) | | | | | |
| A-1 | 86 | 87/85 | \$900 | 10 | EV |
| IX xDrive40 (22 inch Wheels) | | | | | |
| A-1 | 86 | 87/85 | \$900 | 10 | EV |
| IX xDrive50 (20 inch wheels) | | | | | |
| A-1 | 83 | 83/82 | \$900 | 10 | EV |
| IX xDrive50 (21 inch wheels) | | | | | |
| A-1 | 83 | 83/82 | \$900 | 10 | EV |
| IX xDrive50 (22 inch wheels) | | | | | |
| A-1 | 83 | 83/82 | \$900 | 10 | EV |
| X5 M Competition | | | | | |
| A-S8, 4.4L, 8cyl | 15 | 13/18 | \$3,950 | 2 | PR T MHEV SS |
| X5 M60i xDrive | | | | | |
| A-S8, 4.4L, 8cyl | 19 | 17/22 | \$3,100 | 4 | P T MHEV SS |
| X5 xDrive40i | | | | | |
| A-S8, 3.0L, 6cyl | 25 | 23/27 | \$2,350 | 5 | P T MHEV SS |
| X6 M Competition | | | | | |
| A-S8, 4.4L, 8cyl | 15 | 13/18 | \$3,950 | 2 | PR T MHEV SS |
| X6 M60i xDrive | | | | | |
| A-S8, 4.4L, 8cyl | 19 | 17/22 | \$3,100 | 4 | P T MHEV SS |
| X6 xDrive40i | | | | | |
| A-S8, 3.0L, 6cyl | 24 | 23/26 | \$2,450 | 5 | P T MHEV SS |
| X7 M60i xDrive | | | | | |
| A-S8, 4.4L, 8cyl | 18 | 16/21 | \$3,300 | 4 | P T MHEV SS |
| X7 xDrive40i | | | | | |
| A-S8, 3.0L, 6cyl | 22 | 21/25 | \$2,700 | 5 | P T MHEV SS |
| XM | | | | | |
| A-S8, 4.4L, 8cyl | See page 32. | | | | PR T PHEV SS |
| BUICK | | | | | |
| Enclave AWD | | | | | |
| A-9, 3.6L, 6cyl | 20 | 17/25 | \$2,300 | 4 | SS |
| CADILLAC | | | | | |
| Escalade 4WD | | | | | |
| A-10, 3.0L, 6cyl | 22 | 20/26 | \$2,650 | 4 | D T SS |
| A-10, 6.2L, 8cyl | 16 | 14/18 | \$3,700 | 3 | PR CD SS |
| Escalade V AWD | | | | | |
| A-S10, 6.2L, 8cyl | 13 | 11/16 | \$4,550 | 1 | PR S |
| CHEVROLET | | | | | |
| Suburban 4WD | | | | | |
| A-10, 3.0L, 6cyl | 22 | 20/26 | \$2,650 | 4 | D T SS |
| A-10, 5.3L, 8cyl | 16 | 15/18 | \$2,850 | 3 | CD SS |
| A-10, 6.2L, 8cyl | 16 | 14/18 | \$3,700 | 3 | PR CD SS |
| Tahoe 4WD | | | | | |
| A-10, 3.0L, 6cyl | 22 | 20/26 | \$2,650 | 4 | D T SS |
| A-10, 5.3L, 8cyl | 17 | 15/20 | \$2,700 | 3 | CD SS |
| A-10, 5.3L, 8cyl | 16 | 14/18 | \$2,850 | 3 | CD |
| A-10, 6.2L, 8cyl | 16 | 14/18 | \$3,700 | 3 | PR CD SS |
| DODGE | | | | | |
| Durango AWD | | | | | |
| A-8, 3.6L, 6cyl | 21 | 18/25 | \$2,200 | 4 | SS |
| A-8, 5.7L, 8cyl | 17 | 14/22 | \$3,200 | 3 | Mid CD |

| Manufacturer Model Configuration (trans, eng size, cyl) | MPG | | Annual Fuel Cost | GHG Rating | Notes |
|---|--------------|----------|------------------|------------|-----------|
| | Comb | City/Hwy | | | |
| Durango SRT AWD | | | | | |
| A-8, 6.2L, 8cyl | 13 | 12/17 | \$4,550 | 1 | P S |
| A-8, 6.4L, 8cyl | 15 | 13/19 | \$3,950 | 2 | P CD |
| FERRARI | | | | | |
| Purosangue | | | | | |
| AM-8, 6.5L, 12cyl | 12 | 11/15 | \$4,950 | 1 | PR SS |
| FORD | | | | | |
| Expedition 4WD | | | | | |
| A-S10, 3.5L, 6cyl | 18 | 16/22 | \$2,550 | 4 | T PT4 SS |
| Expedition Timberline AWD | | | | | |
| A-S10, 3.5L, 6cyl | 17 | 16/19 | \$2,700 | 3 | T PT4 SS |
| GENESIS | | | | | |
| GV80 AWD | | | | | |
| A-S8, 2.5L, 4cyl | 22 | 20/24 | \$2,700 | 5 | P T SS |
| A-S8, 3.5L, 6cyl | 20 | 18/23 | \$2,950 | 4 | P T SS |
| GMC | | | | | |
| Hummer EV SUV | | | | | |
| A-1 | 53 | 59/48 | \$1,450 | 10 | EV |
| Hummer EV SUV MT Tires | | | | | |
| A-1 | 50 | 55/45 | \$1,400 | 10 | EV |
| Yukon 4WD | | | | | |
| A-10, 3.0L, 6cyl | 22 | 20/26 | \$2,650 | 4 | D T SS |
| A-10, 5.3L, 8cyl | 17 | 15/20 | \$2,700 | 3 | CD SS |
| A-10, 6.2L, 8cyl | 16 | 14/18 | \$3,700 | 3 | PR CD SS |
| Yukon XL 4WD | | | | | |
| A-10, 3.0L, 6cyl | 22 | 20/26 | \$2,650 | 4 | D T SS |
| A-10, 5.3L, 8cyl | 16 | 15/18 | \$2,850 | 3 | CD SS |
| A-10, 6.2L, 8cyl | 16 | 14/18 | \$3,700 | 3 | PR CD SS |
| HONDA | | | | | |
| Pilot AWD | | | | | |
| A-S10, 3.5L, 6cyl | 21 | 19/25 | \$2,200 | 4 | CD SS |
| Pilot AWD Touring/Elite/Black | | | | | |
| A-S10, 3.5L, 6cyl | 21 | 19/25 | \$2,200 | 4 | CD SS |
| Pilot AWD TrailSport | | | | | |
| A-S10, 3.5L, 6cyl | 20 | 18/23 | \$2,300 | 4 | CD SS |
| INFINITI | | | | | |
| QX60 AWD | | | | | |
| A-S9, 3.5L, 6cyl | 22 | 20/25 | \$2,700 | 5 | P SS |
| QX80 4WD | | | | | |
| A-S7, 5.6L, 8cyl | 15 | 13/19 | \$3,950 | 2 | P |
| JEEP | | | | | |
| Grand Cherokee 4WD | | | | | |
| A-8, 3.6L, 6cyl | 22 | 19/26 | \$2,100 | 5 | SS |
| Grand Cherokee 4xe | | | | | |
| A-8, 2.0L, 4cyl | See page 32. | | | | T PHEV SS |
| Grand Cherokee L 4WD | | | | | |
| A-8, 3.6L, 6cyl | 21 | 18/25 | \$2,200 | 4 | SS |
| A-8, 5.7L, 8cyl | 17 | 14/22 | \$3,200 | 3 | Mid CD |

| Manufacturer Model Configuration (trans, eng size, cyl) | MPG | | Annual Fuel Cost | GHG Rating | Notes |
|---|------|----------|------------------|------------|--------|
| | Comb | City/Hwy | | | |
| Grand Wagoneer 4WD | | | | | |
| A-8, 3.0L, 6cyl | 17 | 14/20 | \$3,500 | 3 | P T SS |
| A-8, 6.4L, 8cyl | 15 | 13/18 | \$3,950 | 2 | P CD |
| Grand Wagoneer L 4WD | | | | | |
| A-8, 3.0L, 6cyl | 17 | 14/20 | \$3,500 | 3 | P T SS |
| Wagoneer 4WD | | | | | |
| A-8, 3.0L, 6cyl | 19 | 16/23 | \$2,400 | 4 | T SS |
| Wagoneer L 4WD | | | | | |
| A-8, 3.0L, 6cyl | 19 | 16/23 | \$2,400 | 4 | T SS |

KIA

EV9 Long Range AWD

| | | | | | |
|-----|----|-------|-------|----|----|
| A-1 | 83 | 91/75 | \$900 | 10 | EV |
|-----|----|-------|-------|----|----|

EV9 Long Range AWD GT-Line

| | | | | | |
|-----|----|-------|-------|----|----|
| A-1 | 80 | 88/72 | \$950 | 10 | EV |
|-----|----|-------|-------|----|----|

LAMBORGHINI

Urus S

| | | | | | |
|------------------|----|-------|---------|---|-----------|
| A-S8, 4.0L, 8cyl | 16 | 14/19 | \$3,700 | 3 | P T CD SS |
|------------------|----|-------|---------|---|-----------|

LAND ROVER

Defender 110

| | | | | | |
|------------------|----|-------|---------|---|--------|
| A-S8, 2.0L, 4cyl | 19 | 18/20 | \$3,100 | 4 | P T SS |
| A-S8, 5.0L, 8cyl | 16 | 14/19 | \$3,700 | 3 | P S SS |

Defender 110 MHEV

| | | | | | |
|------------------|----|-------|---------|---|-----------|
| A-S8, 3.0L, 6cyl | 18 | 17/20 | \$3,300 | 4 | P MHEV SS |
|------------------|----|-------|---------|---|-----------|

Defender 130 Outbound

| | | | | | |
|------------------|----|-------|---------|---|-----------|
| A-S8, 3.0L, 6cyl | 17 | 16/18 | \$3,500 | 3 | P MHEV SS |
|------------------|----|-------|---------|---|-----------|

Defender 130 P300 MHEV

| | | | | | |
|------------------|----|-------|---------|---|-----------|
| A-S8, 3.0L, 6cyl | 18 | 17/20 | \$3,300 | 4 | P MHEV SS |
|------------------|----|-------|---------|---|-----------|

Defender 130 P400 MHEV

| | | | | | |
|------------------|----|-------|---------|---|-----------|
| A-S8, 3.0L, 6cyl | 18 | 17/20 | \$3,300 | 4 | P MHEV SS |
|------------------|----|-------|---------|---|-----------|

Defender 90

| | | | | | |
|------------------|----|-------|---------|---|--------|
| A-S8, 2.0L, 4cyl | 19 | 18/21 | \$3,100 | 4 | P T SS |
| A-S8, 5.0L, 8cyl | 16 | 15/19 | \$3,700 | 3 | P S SS |

Defender 90 MHEV

| | | | | | |
|------------------|----|-------|---------|---|-----------|
| A-S8, 3.0L, 6cyl | 20 | 18/22 | \$2,950 | 4 | P MHEV SS |
|------------------|----|-------|---------|---|-----------|

Discovery

| | | | | | |
|------------------|----|-------|---------|---|--------|
| A-S8, 2.0L, 4cyl | 21 | 19/24 | \$2,800 | 4 | P T SS |
|------------------|----|-------|---------|---|--------|

Discovery MHEV

| | | | | | |
|------------------|----|-------|---------|---|-----------|
| A-S8, 3.0L, 6cyl | 19 | 17/23 | \$3,100 | 4 | P MHEV SS |
|------------------|----|-------|---------|---|-----------|

Range Rover LWB MHEV

| | | | | | |
|------------------|----|-------|---------|---|-------------|
| A-S8, 4.4L, 8cyl | 18 | 16/22 | \$3,300 | 4 | P T MHEV SS |
|------------------|----|-------|---------|---|-------------|

Range Rover MHEV

| | | | | | |
|------------------|----|-------|---------|---|-------------|
| A-S8, 4.4L, 8cyl | 19 | 16/23 | \$3,100 | 4 | P T MHEV SS |
|------------------|----|-------|---------|---|-------------|

Range Rover P360 LWB MHEV

| | | | | | |
|------------------|----|-------|---------|---|-----------|
| A-S8, 3.0L, 6cyl | 20 | 17/24 | \$2,950 | 4 | P MHEV SS |
|------------------|----|-------|---------|---|-----------|

Range Rover P360 MHEV

| | | | | | |
|------------------|----|-------|---------|---|-----------|
| A-S8, 3.0L, 6cyl | 20 | 17/24 | \$2,950 | 4 | P MHEV SS |
|------------------|----|-------|---------|---|-----------|

Range Rover P400 LWB MHEV

| | | | | | |
|------------------|----|-------|---------|---|-----------|
| A-S8, 3.0L, 6cyl | 20 | 18/24 | \$2,950 | 4 | P MHEV SS |
|------------------|----|-------|---------|---|-----------|

Range Rover P400 MHEV

| | | | | | |
|------------------|----|-------|---------|---|-----------|
| A-S8, 3.0L, 6cyl | 20 | 18/24 | \$2,950 | 4 | P MHEV SS |
|------------------|----|-------|---------|---|-----------|

| Manufacturer Model Configuration (trans, eng size, cyl) | MPG | | Annual Fuel Cost | GHG Rating | Notes |
|---|------|----------|------------------|------------|-------------|
| | Comb | City/Hwy | | | |
| Range Rover Sport MHEV | | | | | |
| A-S8, 4.4L, 8cyl | 19 | 16/23 | \$3,100 | 4 | P T MHEV SS |
| Range Rover Sport P360 MHEV | | | | | |
| A-S8, 3.0L, 6cyl | 21 | 18/24 | \$2,800 | 4 | P MHEV SS |
| Range Rover Sport P400 MHEV | | | | | |
| A-S8, 3.0L, 6cyl | 21 | 19/25 | \$2,800 | 4 | P MHEV SS |
| Range Rover Sport SVR MHEV | | | | | |
| A-S8, 4.4L, 8cyl | 18 | 16/22 | \$3,300 | 4 | P T MHEV SS |
| Range Rover SV LWB MHEV | | | | | |
| A-S8, 4.4L, 8cyl | 18 | 16/22 | \$3,300 | 4 | P T MHEV SS |
| Range Rover SV MHEV | | | | | |
| A-S8, 4.4L, 8cyl | 18 | 16/22 | \$3,300 | 4 | P T MHEV SS |

LEXUS

LX 600

| | | | | | |
|-------------------|----|-------|---------|---|----------|
| A-S10, 3.4L, 6cyl | 19 | 17/22 | \$3,100 | 4 | P R T SS |
|-------------------|----|-------|---------|---|----------|

TX 350 AWD

| | | | | | |
|------------------|----|-------|---------|---|----------|
| A-S8, 2.4L, 4cyl | 23 | 20/26 | \$2,600 | 5 | P R T SS |
|------------------|----|-------|---------|---|----------|

TX 500h AWD

| | | | | | |
|------------------|----|-------|---------|---|--------------|
| A-S6, 2.4L, 4cyl | 27 | 27/28 | \$2,200 | 5 | P R T HEV SS |
|------------------|----|-------|---------|---|--------------|

LINCOLN

Navigator 4WD

| | | | | | |
|-------------------|----|-------|---------|---|-----------|
| A-S10, 3.5L, 6cyl | 18 | 16/22 | \$2,550 | 4 | T P T4 SS |
|-------------------|----|-------|---------|---|-----------|

MASERATI

Levante GT

| | | | | | |
|-----------------|----|-------|---------|---|----------|
| A-8, 3.0L, 6cyl | 18 | 16/22 | \$3,300 | 4 | P R T SS |
|-----------------|----|-------|---------|---|----------|

Levante Modena

| | | | | | |
|-----------------|----|-------|---------|---|----------|
| A-8, 3.0L, 6cyl | 18 | 16/22 | \$3,300 | 4 | P R T SS |
|-----------------|----|-------|---------|---|----------|

Levante Modena V8

| | | | | | |
|-----------------|----|-------|---------|---|----------|
| A-8, 3.8L, 8cyl | 16 | 13/20 | \$3,700 | 3 | P R T SS |
|-----------------|----|-------|---------|---|----------|

Levante Trofeo

| | | | | | |
|-----------------|----|-------|---------|---|----------|
| A-8, 3.8L, 8cyl | 16 | 13/20 | \$3,700 | 3 | P R T SS |
|-----------------|----|-------|---------|---|----------|

MAZDA

CX-90 4WD

| | | | | | |
|------------------|----|-------|---------|---|----------|
| A-S8, 3.3L, 6cyl | 25 | 24/28 | \$1,850 | 5 | T MHEV |
| A-S8, 3.3L, 6cyl | 25 | 23/28 | \$2,350 | 5 | P T MHEV |

MERCEDES-BENZ

AMG EQE 4matic Plus (SUV)

| | | | | | |
|-----|----|-------|---------|----|-------|
| A-1 | 74 | 77/71 | \$1,000 | 10 | EV SS |
|-----|----|-------|---------|----|-------|

AMG GLE53 4matic Plus

| | | | | | |
|-----------------|----|-------|---------|---|------------|
| A-9, 3.0L, 6cyl | 20 | 18/23 | \$2,950 | 4 | PR MHEV SS |
|-----------------|----|-------|---------|---|------------|

AMG GLE53 4matic Plus Coupe

| | | | | | |
|-----------------|----|-------|---------|---|------------|
| A-9, 3.0L, 6cyl | 20 | 18/22 | \$2,950 | 4 | PR MHEV SS |
|-----------------|----|-------|---------|---|------------|

AMG GLE63 S 4matic Plus

| | | | | | |
|-----------------|----|-------|---------|---|------------------|
| A-9, 4.0L, 8cyl | 16 | 15/19 | \$3,700 | 3 | P R T CD MHEV SS |
|-----------------|----|-------|---------|---|------------------|

AMG GLE63 S 4matic Plus Coupe

| | | | | | |
|-----------------|----|-------|---------|---|------------------|
| A-9, 4.0L, 8cyl | 16 | 15/19 | \$3,700 | 3 | P R T CD MHEV SS |
|-----------------|----|-------|---------|---|------------------|

AMG GLS63 4matic Plus

| | | | | | |
|-----------------|----|-------|---------|---|------------------|
| A-9, 4.0L, 8cyl | 16 | 14/18 | \$3,700 | 3 | P R T CD MHEV SS |
|-----------------|----|-------|---------|---|------------------|

| Manufacturer Model Configuration (trans, eng size, cyl) | MPG | | Annual Fuel Cost | GHG Rating | Notes |
|---|------|----------|------------------|------------|----------------|
| | Comb | City/Hwy | | | |
| EQS 680 4matic Maybach (SUV) | | | | | |
| A-1 | 76 | 75/77 | \$1,000 | 10 | EV SS |
| G550 | | | | | |
| A-9, 4.0L, 8cyl | 14 | 13/16 | \$4,250 | 2 | PRT CD SS |
| GLE450 4matic | | | | | |
| A-9, 3.0L, 6cyl | 22 | 19/26 | \$2,700 | 5 | PRT MHEV SS |
| GLE580 4matic | | | | | |
| A-9, 4.0L, 8cyl | 17 | 15/20 | \$3,500 | 3 | PRT CD MHEV SS |
| GLS450 4matic | | | | | |
| A-9, 3.0L, 6cyl | 21 | 19/24 | \$2,800 | 4 | PRT MHEV SS |
| GLS580 4matic | | | | | |
| A-9, 4.0L, 8cyl | 16 | 14/20 | \$3,700 | 3 | PRT CD MHEV SS |
| GLS600 4matic Maybach | | | | | |
| A-9, 4.0L, 8cyl | 16 | 14/19 | \$3,700 | 3 | PRT CD MHEV SS |

MITSUBISHI

Outlander PHEV

| | | | | | |
|-----------------|--------------|--|--|--|---------|
| A-1, 2.4L, 4cyl | See page 32. | | | | PHEV SS |
|-----------------|--------------|--|--|--|---------|

NISSAN

Armada 4WD

| | | | | | |
|------------------|----|-------|---------|---|---|
| A-S7, 5.6L, 8cyl | 15 | 13/18 | \$3,950 | 2 | P |
|------------------|----|-------|---------|---|---|

Pathfinder 4WD Platinum

| | | | | | |
|------------------|----|-------|---------|---|----|
| A-S9, 3.5L, 6cyl | 22 | 20/25 | \$2,100 | 5 | SS |
|------------------|----|-------|---------|---|----|

PORSCHE

Cayenne

| | | | | | |
|------------------|----|-------|---------|---|--------|
| A-S8, 3.0L, 6cyl | 19 | 17/23 | \$3,100 | 4 | PRT SS |
|------------------|----|-------|---------|---|--------|

Cayenne Coupe

| | | | | | |
|------------------|----|-------|---------|---|--------|
| A-S8, 3.0L, 6cyl | 19 | 17/23 | \$3,100 | 4 | PRT SS |
|------------------|----|-------|---------|---|--------|

Cayenne S

| | | | | | |
|------------------|----|-------|---------|---|-----------|
| A-S8, 4.0L, 8cyl | 17 | 15/21 | \$3,500 | 3 | PRT CD SS |
|------------------|----|-------|---------|---|-----------|

Cayenne S Coupe

| | | | | | |
|------------------|----|-------|---------|---|-----------|
| A-S8, 4.0L, 8cyl | 17 | 15/21 | \$3,500 | 3 | PRT CD SS |
|------------------|----|-------|---------|---|-----------|

RIVIAN

R1S All-Terrain Quad Large (20 inch)

| | | | | | |
|-----|----|-------|---------|----|----|
| A-1 | 63 | 65/60 | \$1,200 | 10 | EV |
|-----|----|-------|---------|----|----|

SUBARU

Ascent

| | | | | | |
|-------------------|----|-------|---------|---|---|
| AV-S8, 2.4L, 4cyl | 22 | 20/26 | \$2,100 | 5 | T |
|-------------------|----|-------|---------|---|---|

Ascent Limited/Touring/Onyx AWD

| | | | | | |
|-------------------|----|-------|---------|---|---|
| AV-S8, 2.4L, 4cyl | 21 | 19/25 | \$2,200 | 4 | T |
|-------------------|----|-------|---------|---|---|

TOYOTA

4Runner 4WD

| | | | | | |
|------------------|----|-------|---------|---|-----|
| A-S5, 4.0L, 6cyl | 17 | 16/19 | \$2,700 | 3 | PT4 |
|------------------|----|-------|---------|---|-----|

| | | | | | |
|------------------|----|-------|---------|---|--|
| A-S5, 4.0L, 6cyl | 17 | 16/19 | \$2,700 | 3 | |
|------------------|----|-------|---------|---|--|

Grand Highlander AWD LE/XLE

| | | | | | |
|------------------|----|-------|---------|---|------|
| A-S8, 2.4L, 4cyl | 23 | 21/27 | \$2,000 | 5 | T SS |
|------------------|----|-------|---------|---|------|

Grand Highlander AWD Limited/Platinum

| | | | | | |
|------------------|----|-------|---------|---|------|
| A-S8, 2.4L, 4cyl | 22 | 20/26 | \$2,100 | 5 | T SS |
|------------------|----|-------|---------|---|------|

| Manufacturer Model Configuration (trans, eng size, cyl) | MPG | | Annual Fuel Cost | GHG Rating | Notes |
|---|--------------|----------|------------------|------------|--------------|
| | Comb | City/Hwy | | | |
| Grand Highlander Hybrid AWD | | | | | |
| A-S6, 2.4L, 4cyl | 27 | 26/27 | \$1,700 | 5 | T HEV SS |
| AV-S6, 2.5L, 4cyl | 34 | 36/32 | \$1,350 | 7 | HEV SS |
| Sequoia 4WD | | | | | |
| A-S10, 3.4L, 6cyl | 20 | 19/22 | \$2,300 | 4 | T PT4 HEV SS |
| VOLVO | | | | | |
| XC90 B5 AWD | | | | | |
| A-S8, 2.0L, 4cyl | 24 | 22/27 | \$2,450 | 5 | PRT MHEV SS |
| XC90 B6 AWD | | | | | |
| A-S8, 2.0L, 4cyl | 23 | 20/26 | \$2,600 | 5 | PR MHEV SS |
| XC90 T8 AWD Recharge | | | | | |
| A-S8, 2.0L, 4cyl | See page 32. | | | | PRT PHEV SS |

PLUG-IN HYBRID VEHICLES

Plug-in hybrid electric vehicles (PHEVs) are hybrids that can be charged by plugging them into an electrical outlet or charging station. Plug-in hybrids can store enough electricity from the power grid to significantly reduce their gasoline consumption under typical driving conditions.

There are two basic plug-in hybrid configurations:

- **Series PHEVs, also called Extended Range Electric Vehicles (EREVs).** The electric motor on these vehicles is the only power source that turns the wheels; the gasoline engine only generates electricity. Series PHEVs can run solely on electricity until the battery needs to be recharged. The gasoline engine will then generate the electricity needed to power the electric motor. For short trips, these vehicles may not use any gasoline.
- **Parallel or Blended PHEVs.** Both the engine and electric motor are mechanically connected to the wheels, and both may propel the vehicle. The vehicle may operate using both electricity and gasoline at the same time, using electricity only, or using gasoline only.

Plug-in hybrids also have different battery capacities, allowing some to travel farther on electricity than others. PHEV fuel economy, like that of EVs and regular hybrids, can be sensitive to driving style, driving conditions, and accessory use. When operating in pure electric mode, PHEVs emit no tailpipe pollutants, although the power plant producing the electricity may emit pollution.

Charging a PHEV's battery typically takes several hours. They can be charged at home or at an increasing number of workplaces or public locations. However, PHEVs don't have to be plugged in to be driven. They can be fueled solely with gasoline, like a conventional hybrid, but they will not achieve maximum range or fuel economy without charging.

Plug-in hybrids use less gasoline and cost less to fuel than conventional hybrids, but they are more expensive to purchase.

A federal income tax credit of up to \$7,500 is currently available to consumers purchasing a qualifying plug-in hybrid. State and/or local incentives may also apply. For additional information on PHEVs, including tax incentives, visit fuelconomy.gov.



| Manufacturer, Model, Trans, Eng Size, Cyl, Electric Motor | Fuel | Fuel Economy Combined MPGe | Range (miles) | Total Range* (miles) | Charge Time (hrs @ 240 V) | Annual Fuel Cost | GHG Rating |
|---|------------------------|------------------------------------|------------------|----------------------------|------------------------------------|------------------------|---------------|
| | | Comb / City / Hwy MPG | | | | | |
| TWO-SEATER CARS | | | | | | | |
| FERRARI | | | | | | | |
| SF90 Spider | | | | | | | |
| AM-8, 3.9L, 8cyl, 99, 99 and 150 kW PMSM | Electricity + Gasoline | 44 MPGe ([77kWh + 0 gal]/100 mi)† | 8 | 330 | 2.5 | \$3,050 | 5 |
| | Premium Gasoline | 17 / 16 / 19 | 320 | | | | |
| SF90 Stradale | | | | | | | |
| AM-8, 3.9L, 8cyl, 99, 99 and 150 kW PMSM | Electricity + Gasoline | 51 MPGe ([66kWh + 0 gal]/100 mi)† | 9 | 340 | 2.5 | \$2,900 | 5 |
| | Premium Gasoline | 18 / 16 / 20 | 330 | | | | |
| COMPACT CARS | | | | | | | |
| BMW | | | | | | | |
| 330e Sedan | | | | | | | |
| A-S8, 2.0L, 4cyl, 80 kW PMSM | Electricity + Gasoline | 73 MPGe ([48kWh + 0 gal]/100 mi)† | 22 | 310 | 3 | \$1,650 | 8 |
| | Premium Gasoline | 27 / 24 / 32 | 291 | | | | |
| 330e xDrive Sedan | | | | | | | |
| A-S8, 2.0L, 4cyl, 80 kW PMSM | Electricity + Gasoline | 68 MPGe ([45kWh + 0 gal]/100 mi)† | 20 | 300 | 3 | \$1,700 | 8 |
| | Premium Gasoline | 26 / 22 / 32 | 281 | | | | |
| VOLVO | | | | | | | |
| S60 T8 AWD Recharge | | | | | | | |
| A-S8, 2.0L, 4cyl, 34 kW 3-phase Sync. | Electricity + Gasoline | 74 MPGe ([44kWh + 0.1 gal]/100 mi) | 40 | 530 | 5 | \$1,300 | 10 |
| | Premium Gasoline | 31 / 30 / 33 | 492 | | | | |
| MIDSIZE CARS | | | | | | | |
| BENTLEY | | | | | | | |
| Flying Spur Hybrid | | | | | | | |
| AM-S8, 2.9L, 6cyl, 103 kW AC Induction | Electricity + Gasoline | 46 MPGe ([74kWh + 0 gal]/100 mi)† | 21 | 430 | 3 | \$2,450 | 7 |
| | Premium Gasoline | 19 / 17 / 22 | 406 | | | | |
| TOYOTA | | | | | | | |
| Prius Prime | | | | | | | |
| AV, 2.0L, 4cyl, 120 kW AC Induction | Electricity + Gasoline | 114 MPGe ([29kWh + 0 gal]/100 mi)† | 40 | 550 | 4 | \$750 | 10 |
| | Gasoline | 48 / 50 / 47 | 513 | | | | |
| Prius Prime SE | | | | | | | |
| AV, 2.0L, 4cyl, 120 kW AC Induction | Electricity + Gasoline | 127 MPGe ([26kWh + 0 gal]/100 mi)† | 45 | 600 | 4 | \$650 | 10 |
| | Gasoline | 52 / 53 / 51 | 553 | | | | |
| MINIVANS 2WD | | | | | | | |
| CHRYSLER | | | | | | | |
| Pacifica Hybrid | | | | | | | |
| AV, 3.6L, 6cyl, 89 kW AC Induction | Electricity + Gasoline | 82 MPGe ([41kWh + 0 gal]/100 mi)† | 32 | 550 | 2 | \$1,200 | 9 |
| | Gasoline | 30 / 29 / 30 | 520 | | | | |
| SMALL SPORT UTILITY VEHICLES 4WD | | | | | | | |
| ALFA ROMEO | | | | | | | |
| Tonale eAWD | | | | | | | |
| A-6, 1.3L, 4cyl, 89 kW AC Induction | Electricity + Gasoline | 77 MPGe ([44kWh + 0 gal]/100 mi)† | 33 | 360 | 4 | \$1,200 | 9 |
| | Gasoline | 29 / 29 / 29 | 323 | | | | |
| DODGE | | | | | | | |
| Hornet PHEV AWD | | | | | | | |
| A-6, 1.3L, 4cyl, 89 kW AC Induction | Electricity + Gasoline | 77 MPGe ([44kWh + 0 gal]/100 mi)† | 33 | 360 | 4 | \$1,200 | 9 |
| | Gasoline | 29 / 29 / 29 | 323 | | | | |

| Manufacturer, Model, Trans, Eng Size, Cyl, Electric Motor | Fuel | Fuel Economy Combined MPGe | Range (miles) | Total Range* (miles) | Charge Time (hrs @ 240 V) | Annual Fuel Cost | GHG Rating |
|---|------------------------|------------------------------------|------------------|----------------------------|------------------------------------|------------------------|---------------|
| | | Comb / City / Hwy MPG | | | | | |
| HYUNDAI | | | | | | | |
| Tucson Plug-in Hybrid | | | | | | | |
| AM-S6, 1.6L, 4cyl, 67 kW PMSM | Electricity + Gasoline | 80 MPGe ([42kWh + 0 gal]/100 mi)† | 33 | 420 | 1.7 | \$1,100 | 9 |
| | Gasoline | 35 / 35 / 35 | 389 | | | | |
| JEEP | | | | | | | |
| Wrangler 4dr 4xe | | | | | | | |
| A-8, 2.0L, 4cyl, 100 kW AC Induction | Electricity + Gasoline | 49 MPGe ([68kWh + 0 gal]/100 mi)† | 22 | 370 | 2.4 | \$1,900 | 7 |
| | Gasoline | 20 / 20 / 20 | 346 | | | | |
| KIA | | | | | | | |
| Sorento Plug-in Hybrid | | | | | | | |
| AM-S6, 1.6L, 4cyl, 67 kW PMSM | Electricity + Gasoline | 79 MPGe ([43kWh + 0 gal]/100 mi)† | 32 | 460 | 3.4 | \$1,100 | 9 |
| | Gasoline | 34 / 35 / 33 | 423 | | | | |
| Sportage Plug-in Hybrid | | | | | | | |
| AM-S6, 1.6L, 4cyl, 67 kW IPMSM | Electricity + Gasoline | 84 MPGe ([40kWh + 0 gal]/100 mi)† | 34 | 430 | 2 | \$1,050 | 10 |
| | Gasoline | 35 / 36 / 35 | 393 | | | | |
| LEXUS | | | | | | | |
| NX 450h Plus AWD | | | | | | | |
| AV-S6, 2.5L, 4cyl, 40 and 134 kW AC Induction | Electricity + Gasoline | 84 MPGe ([40kWh + 0 gal]/100 mi)† | 37 | 550 | 4.5 | \$1,150 | 10 |
| | Premium Gasoline | 36 / 38 / 33 | 517 | | | | |
| TOYOTA | | | | | | | |
| RAV4 Prime 4WD | | | | | | | |
| AV-S6, 2.5L, 4cyl, 40 and 134 kW AC Induction | Electricity + Gasoline | 94 MPGe ([36kWh + 0 gal]/100 mi)† | 42 | 600 | 4.5 | \$900 | 10 |
| | Gasoline | 38 / 40 / 36 | 555 | | | | |
| VOLVO | | | | | | | |
| XC60 T8 AWD Recharge | | | | | | | |
| A-S8, 2.0L, 4cyl, 34 kW 3-phase Sync. | Electricity + Gasoline | 63 MPGe ([50kWh + 0.1 gal]/100 mi) | 36 | 560 | 5 | \$1,500 | 9 |
| | Premium Gasoline | 28 / 28 / 28 | 521 | | | | |
| STANDARD SPORT UTILITY VEHICLES 4WD | | | | | | | |
| BMW | | | | | | | |
| XM | | | | | | | |
| A-S8, 4.4L, 8cyl, 145 kW PMSM | Electricity + Gasoline | 46 MPGe ([73kWh + 0 gal]/100 mi)† | 31 | 300 | 7 | \$2,700 | 7 |
| | Premium Gasoline | 14 / 12 / 17 | 268 | | | | |
| JEEP | | | | | | | |
| Grand Cherokee 4xe | | | | | | | |
| A-8, 2.0L, 4cyl, 100 kW AC Induction | Electricity + Gasoline | 56 MPGe ([58kWh + 0 gal]/100 mi)† | 26 | 470 | 3.4 | \$1,600 | 8 |
| | Gasoline | 23 / 23 / 24 | 447 | | | | |
| MITSUBISHI | | | | | | | |
| Outlander PHEV | | | | | | | |
| A-1, 2.4L, 4cyl, 85 and 100 kW DCPM | Electricity + Gasoline | 64 MPGe ([52kWh + 0 gal]/100 mi)† | 38 | 420 | 6.5 | \$1,350 | 9 |
| | Gasoline | 26 / 25 / 27 | 386 | | | | |
| VOLVO | | | | | | | |
| XC90 T8 AWD Recharge | | | | | | | |
| A-S8, 2.0L, 4cyl, 34 and 107 kW 3-phase Sync. | Electricity + Gasoline | 58 MPGe ([55kWh + 0.1 gal]/100 mi) | 33 | 530 | 5 | \$1,650 | 9 |
| | Premium Gasoline | 27 / 26 / 27 | 499 | | | | |

NOTES AND ABBREVIATIONS:

*.....Total range includes operation on both electricity and gasoline and is rounded to the nearest 10 miles.

†.....This vehicle did not use any gasoline during charge-depleting (electric) operation during EPA city and highway tests; however, you may use both gasoline and electricity during charge-depleting operation following a full charge.

3-phase Sync.....3-phase synchronous motor

AC..... Alternating current induction motor

DCPM..... Direct current permanent magnet motor

IPMSM..... Interior permanent magnet synchronous motor

MPGe..... Miles per gallon gasoline equivalent

MPK..... Miles per kilogram

PMSM..... Permanent magnet synchronous motor

ALL-ELECTRIC VEHICLES

All-electric vehicles (EVs) are propelled by one or more electric motors powered by a rechargeable battery. EVs are energy efficient and emit no tailpipe pollutants, although the power plant producing the electricity may emit pollution.

Electric motors have several performance benefits. They are quiet, have instant torque for quick acceleration, enable regenerative braking, and require less maintenance than internal combustion engines.

Current EVs typically have a shorter driving range than comparable gasoline or hybrid vehicles, and their range is more sensitive to driving style, driving conditions, and accessory use. Fully recharging the battery can take several hours—though a “fast charge” to 80% capacity may take as little as 30 minutes. Charging options outside

the home are expanding. More than 59,000 public charging stations with over 150,000 charging ports are available, along with more than 1,600 workplace charging stations with over 10,300 charging ports. EVs are typically more expensive than comparable conventional vehicles and hybrids due to the cost of the large battery. However, as manufacturers continue to improve the driving range and reduce the cost of these vehicles, they are becoming more practical and affordable for a wider range of consumers.

A federal income tax credit of up to \$7,500 is currently available to consumers purchasing a qualifying EV. State and/or local incentives may also apply. For additional information on EVs, including tax incentives, visit [fueleconomy.gov](https://www.fueleconomy.gov).



| Model | Motor | Battery Type | Fuel Economy (comb/city/hwy) | | Driving Range* (miles) | Charge Time (hrs @ 240 V) | Annual Fuel Cost | GHG Rating |
|---|-----------------------------|--------------|------------------------------|------------|------------------------|---------------------------|------------------|------------|
| | | | MPGe | kWh/100 mi | | | | |
| SUBCOMPACT CARS | | | | | | | | |
| BMW | | | | | | | | |
| i4 eDrive35 Gran Coupe (18 inch Wheels) | 250 kW EESM | Li-Ion | 120/122/119 | 28/28/28 | 276 | 7 | \$650 | 10 |
| i4 eDrive35 Gran Coupe (19 inch Wheels) | 250 kW EESM | Li-Ion | 110/111/107 | 31/30/31 | 252 | 7 | \$700 | 10 |
| i4 eDrive40 Gran Coupe (18 inch Wheels) | 250 kW EESM | Li-Ion | 109/109/108 | 31/31/31 | 301 | 8 | \$700 | 10 |
| i4 eDrive40 Gran Coupe (19 inch Wheels) | 250 kW EESM | Li-Ion | 100/100/99 | 34/34/34 | 283 | 8 | \$750 | 10 |
| i4 M50 Gran Coupe (19 inch wheels) | 230 kW EESM | Li-Ion | 95/94/98 | 35/36/35 | 269 | 8 | \$800 | 10 |
| i4 M50 Gran Coupe (20 inch wheels) | 230 kW EESM | Li-Ion | 80/79/80 | 42/43/42 | 227 | 8 | \$950 | 10 |
| i4 xDrive40 Gran Coupe (18 inch Wheels) | 230 kW EESM | Li-Ion | 109/107/111 | 31/31/30 | 307 | 8 | \$700 | 10 |
| i4 xDrive40 Gran Coupe (19 inch Wheels) | 190 kW EESM | Li-Ion | 99/98/100 | 34/35/34 | 279 | 8 | \$750 | 10 |
| MINI | | | | | | | | |
| Cooper SE Hardtop 2 door | 135 kW DCPM | Li-Ion | 110/119/100 | 31/28/34 | 114 | 4 | \$700 | 10 |
| COMPACT CARS | | | | | | | | |
| BMW | | | | | | | | |
| i5 eDrive40 Sedan (19 inch Wheels) | 250 kW EESM | Li-Ion | 105/104/105 | 32/32/32 | 295 | 8 | \$700 | 10 |
| i5 eDrive40 Sedan (20 inch Wheels) | 250 kW EESM | Li-Ion | 99/99/98 | 34/34/35 | 278 | 8 | \$750 | 10 |
| i5 eDrive40 Sedan (21 inch Wheels) | 250 kW EESM | Li-Ion | 96/97/94 | 35/35/36 | 270 | 8 | \$800 | 10 |
| i5 M60 xDrive Sedan (19 inch Wheels) | 190 kW EESM | Li-Ion | 91/90/93 | 37/38/36 | 256 | 8 | \$850 | 10 |
| i5 M60 xDrive Sedan (20 inch Wheels) | 190 kW EESM | Li-Ion | 89/89/90 | 38/38/38 | 248 | 8 | \$850 | 10 |
| i5 M60 xDrive Sedan (21 inch Wheels) | 190 kW EESM | Li-Ion | 85/85/86 | 40/40/39 | 240 | 8 | \$900 | 10 |
| PORSCHE | | | | | | | | |
| Taycan 4S Performance Battery | 150 and 254 kW ACPM | Li-Ion | 82/82/82 | 41/41/41 | 206 | 9.5 | \$900 | 10 |
| Taycan 4S Performance Battery Plus | 150 and 234 kW ACPM | Li-Ion | 80/79/81 | 42/43/42 | 235 | 10.5 | \$950 | 10 |
| Taycan GTS | 234 kW ACPM | Li-Ion | 83/83/82 | 41/40/41 | 246 | 10.5 | \$900 | 10 |
| Taycan GTS Sport Turismo | 254 kW ACPM | Li-Ion | 80/80/80 | 42/42/42 | 233 | 10.5 | \$950 | 10 |
| Taycan Performance Battery | 280 kW ACPM | Li-Ion | 83/79/88 | 41/43/38 | 208 | 9.5 | \$900 | 10 |
| Taycan Performance Battery Plus | 280 kW ACPM | Li-Ion | 82/78/88 | 41/43/38 | 242 | 10.5 | \$950 | 10 |
| Taycan Turbo | 235 kW ACPM | Li-Ion | 81/81/80 | 42/41/42 | 238 | 10.5 | \$950 | 10 |
| Taycan Turbo S | 254 kW ACPM | Li-Ion | 75/76/74 | 45/44/46 | 222 | 10.5 | \$1,000 | 10 |
| ROLLS-ROYCE | | | | | | | | |
| Spectre (22 inch wheels) | 190 and 360 kW EESM | Li-Ion | 81/77/86 | 41/43/39 | 291 | 11 | \$950 | 10 |
| Spectre (23 inch wheels) | 190 and 360 kW EESM | Li-Ion | 74/71/79 | 45/48/43 | 266 | 11 | \$1,000 | 10 |
| Spectre Black Badge (22 inch wheels) | 190 and 360 kW EESM | Li-Ion | 78/74/84 | 43/46/40 | 280 | 11 | \$950 | 10 |
| Spectre Black Badge (23 inch wheels) | 190 and 360 kW EESM | Li-Ion | 73/71/77 | 46/48/44 | 264 | 11 | \$1,050 | 10 |
| MIDSIZE CARS | | | | | | | | |
| AUDI | | | | | | | | |
| e-tron GT | 175 kW PMSM 3-Phase | Li-Ion | 85/85/85 | 40/40/40 | 249 | 10.5 | \$900 | 10 |
| RS e-tron GT | 175 kW PMSM 3-Phase | Li-Ion | 85/85/85 | 40/40/40 | 249 | 10.5 | \$900 | 10 |
| GENESIS | | | | | | | | |
| Electrified G80 | 136 and 136 kW PMSM | Li-Ion | 97/105/89 | 35/32/38 | 282 | 9 | \$800 | 10 |
| HYUNDAI | | | | | | | | |
| Ioniq 6 Long range AWD (18 inch Wheels) | 165 kW PMSM | Li-Ion | 121/130/111 | 27/25/30 | 316 | 7.5 | \$600 | 10 |
| Ioniq 6 Long range AWD (20 inch Wheels) | 165 kW PMSM | Li-Ion | 103/111/94 | 33/30/36 | 270 | 7.5 | \$750 | 10 |
| Ioniq 6 Long range RWD (18 inch Wheels) | 168 kW PMSM | Li-Ion | 140/153/127 | 24/22/26 | 361 | 7.5 | \$550 | 10 |
| Ioniq 6 Long range RWD (20 inch Wheels) | 168 kW PMSM | Li-Ion | 117/129/105 | 27/25/31 | 305 | 7.5 | \$600 | 10 |
| Ioniq 6 Standard Range RWD | 111 kW PMSM | Li-Ion | 135/151/120 | 24/22/27 | 240 | 6.1 | \$550 | 10 |
| MERCEDES-BENZ | | | | | | | | |
| AMG EQE 4matic Plus | 165 and 165 kW ACPM 3-Phase | Li-Ion | 73/73/74 | 46/46/46 | 230 | 10.5 | \$1,050 | 10 |
| EQE 350 4matic | 72 and 144 kW ACPM 6-Phase | Li-Ion | 90/86/96 | 37/39/35 | 280 | 10.5 | \$850 | 10 |
| EQE 350 Plus | 215 kW ACPM 6-Phase | Li-Ion | 96/98/94 | 35/35/36 | 298 | 10.5 | \$800 | 10 |
| EQE 500 4matic | 100 and 200 kW ACPM 6-Phase | Li-Ion | 96/98/94 | 35/35/36 | 298 | 10.5 | \$800 | 10 |
| NISSAN | | | | | | | | |
| LEAF | 110 kW DCPM | Li-Ion | 111/123/99 | 30/27/34 | 149 | 8 | \$700 | 10 |
| LEAF SV | 160 kW DCPM | Li-Ion | 109/121/98 | 31/28/34 | 212 | 11 | \$700 | 10 |

| Model | Motor | Battery Type | Fuel Economy (comb/city/hwy) | | Driving Range* (miles) | Charge Time (hrs @ 240 V) | Annual Fuel Cost | GHG Rating |
|---|-----------------------------|--------------|------------------------------|------------|------------------------|---------------------------|------------------|------------|
| | | | MPGe | kWh/100 mi | | | | |
| POLESTAR | | | | | | | | |
| 2 Dual Motor (19 Inch Wheels) | 200 kW ACPM | Li-Ion | 106/112/100 | 32/30/34 | 276 | 8 | \$700 | 10 |
| 2 Dual Motor (20 Inch Wheels) | 135 kW AC Induction | Li-Ion | 102/108/96 | 32/30/34 | 266 | 8 | \$700 | 10 |
| 2 Dual Motor Performance Pack | 110 kW AC Induction | Li-Ion | 95/100/90 | 32/30/34 | 247 | 8 | \$700 | 10 |
| 2 Single Motor (19 Inch Wheels) | 220 kW ACPM | Li-Ion | 115/124/106 | 29/27/32 | 320 | 8 | \$650 | 10 |
| 2 Single Motor (20 Inch Wheels) | 135 kW AC Induction | Li-Ion | 111/119/102 | 29/27/32 | 307 | 8 | \$650 | 10 |
| PORSCHE | | | | | | | | |
| Taycan 4 Cross Turismo | 234 and 235 kW ACPM | Li-Ion | 80/80/80 | 42/42/42 | 235 | 10.5 | \$950 | 10 |
| Taycan Turbo Cross Turismo | 234 kW ACPM | Li-Ion | 79/80/78 | 43/42/43 | 233 | 10.5 | \$950 | 10 |
| Taycan Turbo S Cross Turismo | 235 kW ACPM | Li-Ion | 75/76/74 | 45/44/46 | 222 | 10.5 | \$1,000 | 10 |
| LARGE CARS | | | | | | | | |
| BMW | | | | | | | | |
| i7 eDrive50 Sedan (19 inch Wheels) | 335 kW EESM | Li-Ion | 90/87/95 | 37/39/35 | 321 | 11 | \$850 | 10 |
| i7 eDrive50 Sedan (20 inch Wheels) | 335 kW EESM | Li-Ion | 86/83/90 | 39/40/37 | 301 | 11 | \$900 | 10 |
| i7 eDrive50 Sedan (21 inch Wheels) | 335 kW EESM | Li-Ion | 88/86/92 | 38/39/37 | 311 | 11 | \$850 | 10 |
| i7 M70 xDrive Sedan (20 inch Wheels) | 360 kW EESM | Li-Ion | 77/74/80 | 44/46/42 | 274 | 11 | \$1,000 | 10 |
| i7 M70 xDrive Sedan (21 inch Wheels) | 190 kW EESM | Li-Ion | 81/79/85 | 42/43/40 | 291 | 11 | \$950 | 10 |
| i7 xDrive60 Sedan (19 inch wheels) | 190 kW EESM | Li-Ion | 90/87/93 | 38/39/36 | 317 | 11 | \$850 | 10 |
| i7 xDrive60 Sedan (20 inch wheels) | 190 kW EESM | Li-Ion | 84/82/87 | 40/41/39 | 298 | 11 | \$900 | 10 |
| i7 xDrive60 Sedan (21 inch wheels) | 190 kW EESM | Li-Ion | 88/86/91 | 38/39/37 | 307 | 11 | \$850 | 10 |
| LUCID | | | | | | | | |
| Air Pure RWD with 19 inch wheels | 330 kW ACPM | Li-Ion | 137/140/134 | 25/24/25 | 419 | 10 | \$550 | 10 |
| Air Pure RWD with 20 inch wheels | 330 kW ACPM | Li-Ion | 130/134/126 | 26/25/27 | 394 | 10 | \$600 | 10 |
| Air Sapphire AWD | 310, 310 and 330 kW ACPM | Li-Ion | 105/108/101 | 32/31/33 | 427 | 13 | \$700 | 10 |
| MERCEDES-BENZ | | | | | | | | |
| AMG EQS 4matic Plus | 310 and 310 kW ACPM 6-Phase | Li-Ion | 82/79/85 | 41/42/39 | 305 | 12.8 | \$900 | 10 |
| EQS 450 4matic | 135 and 135 kW ACPM 3-Phase | Li-Ion | 95/93/98 | 35/36/34 | 345 | 12.8 | \$800 | 10 |
| EQS 450 Plus | 265 kW ACPM 6-Phase | Li-Ion | 96/95/98 | 35/36/34 | 352 | 12.5 | \$800 | 10 |
| EQS 580 4matic | 265 and 265 kW ACPM 6-Phase | Li-Ion | 96/95/98 | 35/36/34 | 345 | 11.5 | \$800 | 10 |
| STANDARD PICKUP TRUCKS 4WD | | | | | | | | |
| CHEVROLET | | | | | | | | |
| Silverado EV | 191 kW ACPM | Li-Ion | 63/67/59 | 53/50/57 | 450 | 12.7 | \$1,200 | 10 |
| Silverado EV | 189 and 189 kW ACPM | Li-Ion | 67/72/62 | 51/47/55 | 393 | 11 | \$1,150 | 10 |
| GMC | | | | | | | | |
| Hummer EV Pickup | 214 kW PMSM | Li-Ion | 53/59/48 | 63/58/71 | 314 | 10.5 | \$1,450 | 10 |
| Hummer EV Pickup MT Tires | 214 kW PMSM | Li-Ion | 50/55/45 | 63/57/70 | 298 | 10.5 | \$1,400 | 10 |
| SPECIAL PURPOSE VEHICLES 4WD | | | | | | | | |
| VINFAST | | | | | | | | |
| VF 9 Eco | 300 kW ACPM 3-Phase | Li-Ion | 75/79/71 | 45/43/47 | 330 | 15 | \$1,000 | 10 |
| VF 9 Plus | 260 kW ACPM 3-Phase | Li-Ion | 69/71/66 | 49/47/51 | 291 | 15 | \$1,100 | 10 |
| SMALL SPORT UTILITY VEHICLES 2WD | | | | | | | | |
| CADILLAC | | | | | | | | |
| LYRIQ | 255 kW PMSM | Li-Ion | 88/95/82 | 38/36/41 | 314 | 6.5 | \$850 | 10 |
| GENESIS | | | | | | | | |
| GV60 Standard | 168 kW PMSM | Li-Ion | 112/125/99 | 30/27/34 | 294 | 7.2 | \$700 | 10 |
| HYUNDAI | | | | | | | | |
| Ioniq 5 Long range RWD | 168 kW PMSM | Li-Ion | 114/132/98 | 29/25/34 | 303 | 8.5 | \$650 | 10 |
| Ioniq 5 Standard range RWD | 125 kW PMSM | Li-Ion | 110/127/94 | 30/26/35 | 220 | 6.3 | \$700 | 10 |
| Kona Electric Long Range | 150 kW PMSM | Li-Ion | 116/129/103 | 29/26/33 | 261 | 6.7 | \$650 | 10 |
| KIA | | | | | | | | |
| EV6 Long Range RWD | 186 kW PMSM | Li-Ion | 117/134/101 | 28/24/32 | 310 | 8.7 | \$650 | 10 |
| EV6 Standard Range RWD | 125 kW PMSM | Li-Ion | 117/136/100 | 28/24/33 | 232 | 6.3 | \$650 | 10 |
| Niro Electric | 150 kW PMSM | Li-Ion | 113/126/101 | 29/26/33 | 253 | 7.5 | \$650 | 10 |

| Model | Motor | Battery Type | Fuel Economy (comb/city/hwy) | | Driving Range* (miles) | Charge Time (hrs @ 240 V) | Annual Fuel Cost | GHG Rating |
|-------|-------|--------------|------------------------------|------------|------------------------|---------------------------|------------------|------------|
| | | | MPGe | kWh/100 mi | | | | |

VOLKSWAGEN

| | | | | | | | | |
|-----------------|-------------------|--------|-------------|----------|-----|---|-------|----|
| ID.4 Pro | 209 kW AC 3-Phase | Li-Ion | 113/122/104 | 30/28/33 | 291 | 8 | \$650 | 10 |
|-----------------|-------------------|--------|-------------|----------|-----|---|-------|----|

VOLVO

| | | | | | | | | |
|----------------------|---------------------|--------|------------|----------|-----|---|-------|----|
| C40 Recharge | 110 kW AC Induction | Li-Ion | 107/118/96 | 31/29/35 | 297 | 8 | \$700 | 10 |
| XC40 Recharge | 220 kW ACPM | Li-Ion | 106/118/95 | 32/29/35 | 293 | 8 | \$700 | 10 |

SMALL SPORT UTILITY VEHICLES 4WD

CHEVROLET

| | | | | | | | | |
|----------------------|---------------------------|--------|-----------|----------|-----|-----|-------|----|
| Blazer EV AWD | 67 and 67 kW AC Induction | Li-Ion | 96/103/88 | 35/33/38 | 279 | 9.5 | \$800 | 10 |
|----------------------|---------------------------|--------|-----------|----------|-----|-----|-------|----|

GENESIS

| | | | | | | | | |
|---------------------------------------|-------------|--------|------------|----------|-----|-----|-------|----|
| Electrified GV70 | 160 kW PMSM | Li-Ion | 91/98/83 | 37/34/41 | 236 | 7.9 | \$850 | 10 |
| GV60 Advanced (19 inch Wheels) | 74 kW PMSM | Li-Ion | 100/110/90 | 33/30/37 | 264 | 7.2 | \$750 | 10 |
| GV60 Advanced (20 inch Wheels) | 160 kW PMSM | Li-Ion | 95/103/86 | 35/33/39 | 248 | 7.2 | \$800 | 10 |
| GV60 PERFORMANCE | 160 kW PMSM | Li-Ion | 90/97/82 | 37/34/40 | 235 | 7.2 | \$850 | 10 |

HYUNDAI

| | | | | | | | | |
|-------------------------------|-------------|--------|-----------|----------|-----|-----|-------|----|
| Ioniq 5 Long range AWD | 165 kW PMSM | Li-Ion | 99/110/88 | 34/31/38 | 260 | 8.5 | \$750 | 10 |
|-------------------------------|-------------|--------|-----------|----------|-----|-----|-------|----|

JAGUAR

| | | | | | | | | |
|-------------------------------------|-------------|--------|----------|----------|-----|----|---------|----|
| I-Pace EV400 (20 inch tires) | 147 kW PMSM | Li-Ion | 85/89/82 | 39/38/41 | 246 | 13 | \$900 | 10 |
| I-Pace EV400 (22 inch tires) | 147 kW PMSM | Li-Ion | 76/79/72 | 45/43/47 | 217 | 13 | \$1,000 | 10 |

KIA

| | | | | | | | | |
|--|-------------|--------|------------|----------|-----|-----|-------|----|
| EV6 AWD GT | 160 kW PMSM | Li-Ion | 83/88/77 | 39/37/42 | 218 | 7.7 | \$850 | 10 |
| EV6 Long Range AWD (19 inch Wheels) | 165 kW PMSM | Li-Ion | 109/120/98 | 31/28/35 | 282 | 8.4 | \$700 | 10 |
| EV6 Long Range AWD (20 inch Wheels) | 165 kW PMSM | Li-Ion | 96/106/86 | 34/31/38 | 252 | 8.4 | \$750 | 10 |

SUBARU

| | | | | | | | | |
|-------------------------------------|-----------------------------|--------|------------|----------|-----|----|-------|----|
| Solterra AWD | 80 and 80 kW AC Synchronous | Li-Ion | 104/114/94 | 32/30/36 | 227 | 11 | \$700 | 10 |
| Solterra Limited/Touring AWD | 80 and 80 kW AC Synchronous | Li-Ion | 102/111/93 | 33/30/36 | 222 | 11 | \$750 | 10 |

VOLKSWAGEN

| | | | | | | | | |
|-----------------------|---------------------------|--------|------------|----------|-----|---|-------|----|
| ID.4 AWD Pro | 105 and 209 kW AC 3-Phase | Li-Ion | 102/108/96 | 33/31/35 | 263 | 8 | \$750 | 10 |
| ID.4 AWD Pro S | 105 and 209 kW AC 3-Phase | Li-Ion | 102/108/96 | 33/31/35 | 263 | 8 | \$750 | 10 |

VOLVO

| | | | | | | | | |
|---------------------------|---------------------|--------|-----------|----------|-----|---|-------|----|
| C40 Recharge twin | 135 kW AC Induction | Li-Ion | 99/106/91 | 34/32/37 | 257 | 8 | \$750 | 10 |
| XC40 Recharge twin | 110 kW AC Induction | Li-Ion | 98/106/90 | 34/32/38 | 254 | 8 | \$800 | 10 |

STANDARD SPORT UTILITY VEHICLES 2WD

AUDI

| | | | | | | | | |
|---------------------|---------------------|--------|------------|----------|-----|---|-------|----|
| Q4 40 e-tron | 150 kW PMSM 3-Phase | Li-Ion | 103/112/94 | 33/30/36 | 265 | 9 | \$750 | 10 |
|---------------------|---------------------|--------|------------|----------|-----|---|-------|----|

KIA

| | | | | | | | | |
|-------------------------------|-------------|--------|-----------|----------|-----|-----|-------|----|
| EV9 Long Range RWD | 160 kW PMSM | Li-Ion | 89/100/78 | 38/34/43 | 304 | 9.9 | \$850 | 10 |
| EV9 Standard Range RWD | 160 kW PMSM | Li-Ion | 88/99/77 | 38/34/44 | 230 | 7.6 | \$850 | 10 |

STANDARD SPORT UTILITY VEHICLES 4WD

AUDI

| | | | | | | | | |
|---|----------------------------------|--------|-----------|----------|-----|----|---------|----|
| Q4 50 e-tron quattro | 80 kW Asynchron 3-Phase | Li-Ion | 93/97/87 | 36/35/39 | 236 | 9 | \$800 | 10 |
| Q4 Sportback 50 e-tron quattro | 80 kW Asynchron 3-Phase | Li-Ion | 95/100/89 | 36/34/38 | 242 | 9 | \$800 | 10 |
| Q8 e-tron quattro | 141 kW Asynchron 3-Phase | Li-Ion | 81/80/83 | 41/42/41 | 285 | 16 | \$950 | 10 |
| Q8 Sportback e-tron quattro | 141 and 172 kW Asynchron 3-Phase | Li-Ion | 87/84/90 | 39/40/38 | 296 | 16 | \$900 | 10 |
| Q8 Sportback e-tron ultra quattro | 172 kW Asynchron 3-Phase | Li-Ion | 86/84/89 | 39/40/38 | 300 | 16 | \$900 | 10 |
| SQ8 e-tron (20 inch wheels) | 172 kW Asynchron 3-Phase | Li-Ion | 73/72/75 | 46/47/45 | 253 | 16 | \$1,050 | 10 |
| SQ8 e-tron (21/22 inch wheels) | 172 kW Asynchron 3-Phase | Li-Ion | 63/62/63 | 54/54/53 | 218 | 16 | \$1,200 | 10 |
| SQ8 Sportback e-tron (20 inch wheels) | 172 kW Asynchron 3-Phase | Li-Ion | 73/72/75 | 46/47/45 | 253 | 16 | \$1,050 | 10 |
| SQ8 Sportback e-tron (21/22 inch wheels) | 172 kW Asynchron 3-Phase | Li-Ion | 63/62/63 | 54/54/53 | 218 | 16 | \$1,200 | 10 |

| Model | Motor | Battery Type | Fuel Economy (comb/city/hwy) | | Driving Range* (miles) | Charge Time (hrs @ 240 V) | Annual Fuel Cost | GHG Rating |
|--------------------------------------|---------------------------------------|--------------|------------------------------|------------|------------------------|---------------------------|------------------|------------|
| | | | MPGe | kWh/100 mi | | | | |
| BMW | | | | | | | | |
| iX M60 (21 inch Wheels) | 360 kW EESM | Li-Ion | 80/78/82 | 42/43/41 | 296 | 11 | \$950 | 10 |
| iX M60 (22 inch Wheels) | 190 kW EESM | Li-Ion | 80/78/82 | 42/43/41 | 296 | 11 | \$950 | 10 |
| iX xDrive40 (20 inch Wheels) | 190 kW EESM | Li-Ion | 86/87/85 | 39/39/40 | 217 | 8 | \$900 | 10 |
| iX xDrive40 (21 inch Wheels) | 190 kW EESM | Li-Ion | 86/87/85 | 39/39/40 | 217 | 8 | \$900 | 10 |
| iX xDrive40 (22 inch Wheels) | 230 kW EESM | Li-Ion | 86/87/85 | 39/39/40 | 217 | 8 | \$900 | 10 |
| iX xDrive50 (20 inch wheels) | 190 kW EESM | Li-Ion | 83/83/82 | 41/41/41 | 307 | 11 | \$900 | 10 |
| iX xDrive50 (21 inch wheels) | 190 kW EESM | Li-Ion | 83/83/82 | 41/41/41 | 307 | 11 | \$900 | 10 |
| iX xDrive50 (22 inch wheels) | 230 kW EESM | Li-Ion | 83/83/82 | 41/41/41 | 307 | 11 | \$900 | 10 |
| GMC | | | | | | | | |
| Hummer EV SUV | 214 kW PMSM | Li-Ion | 53/59/48 | 63/58/71 | 314 | 10.5 | \$1,450 | 10 |
| Hummer EV SUV MT Tires | 214 kW PMSM | Li-Ion | 50/55/45 | 63/57/70 | 298 | 10.5 | \$1,400 | 10 |
| KIA | | | | | | | | |
| EV9 Long Range AWD | 141 and 141 kW PMSM | Li-Ion | 83/91/75 | 41/37/45 | 280 | 14.5 | \$900 | 10 |
| EV9 Long Range AWD GT-Line | 141 and 141 kW PMSM | Li-Ion | 80/88/72 | 42/38/47 | 270 | 15.2 | \$950 | 10 |
| MERCEDES-BENZ | | | | | | | | |
| AMG EQE 4matic Plus (SUV) | 165 kW PMSM 3-Phase | Li-Ion | 74/77/71 | 44/43/46 | 235 | 10.8 | \$1,000 | 10 |
| EQS 680 4matic Maybach (SUV) | 310 and 310 kW ACPM 6-Phase | Li-Ion | 76/75/77 | 44/45/44 | 280 | 12.8 | \$1,000 | 10 |
| RIVIAN | | | | | | | | |
| R1S All-Terrain Quad Large (20 inch) | 162, 162, 163 and 135 kW ACPM 3-Phase | Li-Ion | 63/65/60 | 54/52/56 | 274 | 13 | \$1,200 | 10 |

NOTES AND ABBREVIATIONS:

| | |
|--|---|
| *.....Range for combined city/highway driving (55% city and 45% highway) | EESM.....Externally excited synchronous machine |
| AC Induction..... Alternating current induction motor | Li-Ion.....Lithium-ion |
| ACPM.....Alternating current permanent magnet motor | MPGe Miles per gallon gasoline equivalent |
| DCPM..... Direct current permanent magnet motor | PMACSPermanent magnet AC Synchronous |
| | PMSM Permanent magnet synchronous motor |

DIESEL VEHICLES

Diesel-powered vehicles are typically more fuel efficient than comparable vehicles powered by gasoline. Diesel engines are inherently more energy-efficient, and diesel fuel contains roughly 10%–15% more energy per gallon than gasoline. In addition, new

advances in diesel engine technology have improved performance, reduced engine noise and fuel odor, and decreased emissions of harmful air pollutants. Ultra-low sulfur diesel fuels also help reduce emissions from these vehicles.



| Manufacturer Model Configuration (trans, eng size, cyl) | MPG | | Annual Fuel Cost | GHG Rating | Notes |
|--|------|----------|------------------|------------|-------|
| | Comb | City/Hwy | | | |

STANDARD PICKUP TRUCKS 2WD

CHEVROLET

Silverado 2WD

| | | | | | |
|------------------|----|-------|---------|---|------|
| A-10, 3.0L, 6cyl | 26 | 23/29 | \$2,250 | 5 | DTSS |
|------------------|----|-------|---------|---|------|

GMC

Sierra 2WD

| | | | | | |
|------------------|----|-------|---------|---|------|
| A-10, 3.0L, 6cyl | 25 | 23/29 | \$2,300 | 5 | DTSS |
|------------------|----|-------|---------|---|------|

STANDARD PICKUP TRUCKS 4WD

CHEVROLET

Silverado 4WD

| | | | | | |
|------------------|----|-------|---------|---|--------------|
| A-10, 3.0L, 6cyl | 24 | 23/27 | \$2,400 | 4 | DTSS |
| A-10, 3.0L, 6cyl | 23 | 21/24 | \$2,500 | 4 | DT S-Mode SS |

Silverado 4WD ZR2

| | | | | | |
|------------------|----|-------|---------|---|------|
| A-10, 3.0L, 6cyl | 21 | 20/22 | \$2,750 | 4 | DTSS |
|------------------|----|-------|---------|---|------|

Silverado Mud Terrain Tires 4WD

| | | | | | |
|------------------|----|-------|---------|---|--------------|
| A-10, 3.0L, 6cyl | 22 | 21/23 | \$2,650 | 4 | DTSS |
| A-10, 3.0L, 6cyl | 22 | 21/23 | \$2,650 | 4 | DT S-Mode SS |

GMC

Sierra 4WD

| | | | | | |
|------------------|----|-------|---------|---|------|
| A-10, 3.0L, 6cyl | 24 | 23/27 | \$2,400 | 4 | DTSS |
|------------------|----|-------|---------|---|------|

Sierra 4WD AT4X

| | | | | | |
|------------------|----|-------|---------|---|------|
| A-10, 3.0L, 6cyl | 19 | 19/20 | \$3,050 | 3 | DTSS |
|------------------|----|-------|---------|---|------|

Sierra Mud Terrain Tires 4WD

| | | | | | |
|------------------|----|-------|---------|---|------|
| A-10, 3.0L, 6cyl | 22 | 21/23 | \$2,650 | 4 | DTSS |
|------------------|----|-------|---------|---|------|

STANDARD SPORT UTILITY VEHICLES 2WD

CADILLAC

Escalade 2WD

| | | | | | |
|------------------|----|-------|---------|---|------|
| A-10, 3.0L, 6cyl | 23 | 21/27 | \$2,500 | 4 | DTSS |
|------------------|----|-------|---------|---|------|

| Manufacturer Model Configuration (trans, eng size, cyl) | MPG | | Annual Fuel Cost | GHG Rating | Notes |
|--|------|----------|------------------|------------|-------|
| | Comb | City/Hwy | | | |

CHEVROLET

Suburban 2WD

| | | | | | |
|------------------|----|-------|---------|---|------|
| A-10, 3.0L, 6cyl | 23 | 21/27 | \$2,500 | 4 | DTSS |
|------------------|----|-------|---------|---|------|

Tahoe 2WD

| | | | | | |
|------------------|----|-------|---------|---|------|
| A-10, 3.0L, 6cyl | 24 | 21/28 | \$2,400 | 4 | DTSS |
|------------------|----|-------|---------|---|------|

GMC

Yukon 2WD

| | | | | | |
|------------------|----|-------|---------|---|------|
| A-10, 3.0L, 6cyl | 23 | 21/27 | \$2,500 | 4 | DTSS |
|------------------|----|-------|---------|---|------|

Yukon XL 2WD

| | | | | | |
|------------------|----|-------|---------|---|------|
| A-10, 3.0L, 6cyl | 23 | 21/27 | \$2,500 | 4 | DTSS |
|------------------|----|-------|---------|---|------|

STANDARD SPORT UTILITY VEHICLES 4WD

CADILLAC

Escalade 4WD

| | | | | | |
|------------------|----|-------|---------|---|------|
| A-10, 3.0L, 6cyl | 22 | 20/26 | \$2,650 | 4 | DTSS |
|------------------|----|-------|---------|---|------|

CHEVROLET

Suburban 4WD

| | | | | | |
|------------------|----|-------|---------|---|------|
| A-10, 3.0L, 6cyl | 22 | 20/26 | \$2,650 | 4 | DTSS |
|------------------|----|-------|---------|---|------|

Tahoe 4WD

| | | | | | |
|------------------|----|-------|---------|---|------|
| A-10, 3.0L, 6cyl | 22 | 20/26 | \$2,650 | 4 | DTSS |
|------------------|----|-------|---------|---|------|

GMC

Yukon 4WD

| | | | | | |
|------------------|----|-------|---------|---|------|
| A-10, 3.0L, 6cyl | 22 | 20/26 | \$2,650 | 4 | DTSS |
|------------------|----|-------|---------|---|------|

Yukon XL 4WD

| | | | | | |
|------------------|----|-------|---------|---|------|
| A-10, 3.0L, 6cyl | 22 | 20/26 | \$2,650 | 4 | DTSS |
|------------------|----|-------|---------|---|------|

ETHANOL FLEXIBLE FUEL VEHICLES

Ethanol flexible fuel vehicles (FFVs) are designed by the original manufacturer to operate on gasoline, E85, or any mixture of the two fuels. Annual fuel cost is estimated assuming 15,000 miles of travel each year (55% city and 45% highway) and an average fuel cost of \$3.05 per gallon for E85, \$3.06 per gallon for regular unleaded gasoline, and \$3.95 per gallon for premium unleaded gasoline. The price of ethanol is highly variable from region to region; it is typically lower in the Midwestern United States and higher in other areas. Also, the ethanol content of E85 can range from 51% to 83% and typically varies seasonally. Therefore, actual consumer experience may differ

significantly from the annual fuel cost estimates presented here, which are based on fuel economy tests using E85.

Fuel economy and driving range values are shown for both gasoline and E85. When operating your FFV on mixtures of gasoline and E85, such as when alternating between using these fuels, your driving range and fuel economy values will likely be somewhere between those listed for the two fuels, depending on the actual percentages of gasoline and E85 in the tank.

| Manufacturer Model Configuration (trans, eng size, cyl) | MPG | | Annual Fuel Cost | GHG Rating | Fuel | Driving Range (miles) |
|---|------|----------|------------------|------------|------|-----------------------|
| | Comb | City/Hwy | | | | |
| STANDARD PICKUP TRUCKS 2WD | | | | | | |
| CHEVROLET | | | | | | |
| Silverado 2WD | | | | | | |
| A-10, 5.3L, 8cyl | 18 | 16/20 | \$2,550 | 4 | Gas | 432/509 |
| | 13 | 12/15 | \$3,500 | 4 | E85 | 312/368 |
| GMC | | | | | | |
| Sierra 2WD | | | | | | |
| A-10, 5.3L, 8cyl | 18 | 16/20 | \$2,550 | 4 | Gas | 432/509 |
| | 13 | 12/15 | \$3,500 | 4 | E85 | 312/368 |

| | | | | | | |
|-----------------------------------|----|-------|---------|---|-----|---------|
| STANDARD PICKUP TRUCKS 4WD | | | | | | |
| CHEVROLET | | | | | | |
| Silverado 4WD | | | | | | |
| A-10, 5.3L, 8cyl | 17 | 15/19 | \$2,700 | 3 | Gas | 408/481 |
| | 12 | 11/14 | \$3,800 | 3 | E85 | 288/340 |

| Manufacturer Model Configuration (trans, eng size, cyl) | MPG | | Annual Fuel Cost | GHG Rating | Fuel | Driving Range (miles) |
|---|------|----------|------------------|------------|------|-----------------------|
| | Comb | City/Hwy | | | | |
| Silverado Mud Terrain Tires 4WD | | | | | | |
| A-10, 5.3L, 8cyl | 17 | 15/19 | \$2,700 | 3 | Gas | 408 |
| | 12 | 11/14 | \$3,800 | 3 | E85 | 288 |
| GMC | | | | | | |
| Sierra 4WD | | | | | | |
| A-10, 5.3L, 8cyl | 17 | 15/19 | \$2,700 | 3 | Gas | 408/481 |
| | 12 | 11/14 | \$3,800 | 3 | E85 | 288/340 |
| Sierra Mud Terrain Tires 4WD | | | | | | |
| A-10, 5.3L, 8cyl | 17 | 15/19 | \$2,700 | 3 | Gas | 408 |
| | 12 | 11/14 | \$3,800 | 3 | E85 | 288 |

INDEX

| | Interior Volume (cu.ft.) Passenger / Cargo | | | |
|-----------------------------------|---|--------|-------|---------|
| | 2dr | 4dr | Hatch | Pg |
| ACURA | | | | |
| Integra | | 96/24 | | 18 |
| Integra A-Spec | | 96/24 | | 18 |
| MDX AWD | | | | 24 |
| MDX AWD Type-S | | | | 28 |
| MDX FWD | | | | 22 |
| RDX AWD | | | | 24 |
| RDX AWD A-SPEC | | | | 24 |
| ALFA ROMEO | | | | |
| Giulia | | 100/12 | | 16 |
| Giulia AWD | | 100/12 | | 16 |
| Stelvio | | | | 22 |
| Stelvio AWD | | | | 24 |
| Tonale eAWD | | | | 33 |
| ASTON MARTIN | | | | |
| DB12 V8 | 72/9 | | | 12 |
| DBX 707 | | | | 28 |
| DBX V8 | | | | 28 |
| AUDI | | | | |
| A3 | | 87/11 | | 9,12 |
| A3 quattro | | 87/8 | | 12 |
| A4 allroad quattro | | 92/24 | | 19 |
| A4 quattro | | 92/12 | | 14 |
| A4 S line quattro | | 92/12 | | 14 |
| A5 Cabriolet quattro | 83/9 | | | 12 |
| A5 Coupe quattro | 84/11 | | | 12 |
| A5 Sportback quattro | | | 91/22 | 16 |
| A5 Sportback S line quattro | | | 91/22 | 16 |
| A6 Allroad quattro | | 101/30 | | 9,20 |
| A6 quattro | | 99/14 | | 16 |
| A7 quattro | | | 95/25 | 16 |
| A8 quattro | | 111/13 | | 18 |
| e-tron GT | | 101/11 | | 16,36 |
| Q3 quattro | | | | 24 |
| Q3 S line quattro | | | | 24 |
| Q4 40 e-tron | | | | 9,27,38 |
| Q4 50 e-tron quattro | | | | 28,38 |
| Q4 Sportback 50 e-tron quattro | | | | 28,38 |
| Q5 quattro | | | | 24 |
| Q5 S line quattro | | | | 24 |
| Q5 Sportback S line quattro | | | | 24 |
| Q7 quattro | | | | 28 |
| Q8 e-tron quattro | | 103/28 | | 28,38 |
| Q8 quattro | | | | 28 |
| Q8 Sportback e-tron quattro | | 102/27 | | 28,38 |
| Q8 Sportback e-tron ultra quattro | | 102/27 | | 28,38 |
| RS 3 | | 87/8 | | 12 |
| RS 5 Coupe | 84/11 | | | 12 |
| RS 5 Sportback | | | 91/22 | 16 |
| RS 6 Avant | | 101/30 | | 20 |
| RS 7 | | | 95/25 | 16 |
| RS e-tron GT | | 101/11 | | 16,36 |
| RS Q8 | | | | 28 |
| S3 | | 87/8 | | 12 |
| S4 | | 92/12 | | 14 |
| S5 Cabriolet | 83/9 | | | 12 |
| S5 Coupe | 84/11 | | | 12 |
| S5 Sportback | | | 91/22 | 16 |

| | Interior Volume (cu.ft.) Passenger / Cargo | | | |
|--|---|--------|-------|-------|
| | 2dr | 4dr | Hatch | Pg |
| S6 | | 99/14 | | 16 |
| S7 | | | 94/25 | 16 |
| S8 | | 111/13 | | 18 |
| SQ5 | | | | 24 |
| SQ5 Sportback | | | | 24 |
| SQ7 | | | | 28 |
| SQ8 | | | | 28,38 |
| SQ8 e-tron (20 inch wheels) | | | | 28,38 |
| SQ8 e-tron (21/22 inch wheels) | | | | 28,38 |
| SQ8 Sportback e-tron (20 inch wheels) | | | | 28,38 |
| SQ8 Sportback e-tron (21/22 inch wheels) | | | | 28,38 |

| | | | | |
|--------------------|--------|--|--|-------|
| BENTLEY | | | | |
| Continental GT | 87/11 | | | 13 |
| Continental GTC | 77/6 | | | 12 |
| Flying Spur | 102/13 | | | 16 |
| Flying Spur Hybrid | 102/13 | | | 16,33 |

| | | | | |
|---|-------|--------|--|---------|
| BMW | | | | |
| 228i Gran Coupe | | 91/12 | | 14 |
| 228i xDrive Gran Coupe | | 91/12 | | 14 |
| 230i Coupe | 88/10 | | | 13 |
| 230i xDrive Coupe | 88/10 | | | 13 |
| 330e Sedan | | 94/9 | | 14,33 |
| 330e xDrive Sedan | | 94/9 | | 14,33 |
| 330i Sedan | | 94/13 | | 14 |
| 330i xDrive Sedan | | 94/13 | | 14 |
| 430i Convertible | 84/9 | | | 13 |
| 430i Coupe | 86/12 | | | 13 |
| 430i Gran Coupe | | 91/12 | | 14 |
| 430i xDrive Convertible | 84/9 | | | 13 |
| 430i xDrive Coupe | 86/12 | | | 13 |
| 430i xDrive Gran Coupe | | 91/12 | | 14 |
| 530i Sedan | | 98/14 | | 16 |
| 530i xDrive Sedan | | 98/14 | | 16 |
| 540i xDrive Sedan | | 98/14 | | 16 |
| 740i Sedan | | 110/14 | | 18 |
| 740i xDrive Sedan | | 110/14 | | 18 |
| 760i xDrive Sedan | | 110/14 | | 18 |
| 840i Convertible | 81/12 | | | 13 |
| 840i Coupe | 81/15 | | | 13 |
| 840i Gran Coupe | | 100/16 | | 16 |
| 840i xDrive Convertible | 81/12 | | | 13 |
| 840i xDrive Coupe | 81/15 | | | 13 |
| 840i xDrive Gran Coupe | | 100/16 | | 16 |
| Alpina B8 Gran Coupe | | 100/16 | | 16 |
| Alpina XB7 | | | | 28 |
| i4 eDrive35 Gran Coupe (18 inch Wheels) | | 90/10 | | 9,13,36 |
| i4 eDrive35 Gran Coupe (19 inch Wheels) | | 90/10 | | 13,36 |
| i4 eDrive40 Gran Coupe (18 inch Wheels) | | 90/10 | | 13,36 |
| i4 eDrive40 Gran Coupe (19 inch Wheels) | | 90/10 | | 13,36 |
| i4 M50 Gran Coupe (19 inch wheels) | | 90/10 | | 13,36 |
| i4 M50 Gran Coupe (20 inch wheels) | | 90/10 | | 13,36 |
| i4 xDrive40 Gran Coupe (18 inch Wheels) | | 90/10 | | 13,36 |

| | Interior Volume (cu.ft.) Passenger / Cargo | | | |
|---|---|--------|-------|---------|
| | 2dr | 4dr | Hatch | Pg |
| i4 xDrive40 Gran Coupe (19 inch Wheels) | | 90/10 | | 13,36 |
| i5 eDrive40 Sedan (19 inch Wheels) | | 98/11 | | 9,14,36 |
| i5 eDrive40 Sedan (20 inch Wheels) | | 98/11 | | 14,36 |
| i5 eDrive40 Sedan (21 inch Wheels) | | 98/11 | | 14,36 |
| i5 M60 xDrive Sedan (19 inch Wheels) | | 98/11 | | 14,36 |
| i5 M60 xDrive Sedan (20 inch Wheels) | | 98/11 | | 14,36 |
| i5 M60 xDrive Sedan (21 inch Wheels) | | 98/11 | | 14,36 |
| i7 eDrive50 Sedan (19 inch Wheels) | | 109/11 | | 18,37 |
| i7 eDrive50 Sedan (20 inch Wheels) | | 109/11 | | 18,37 |
| i7 eDrive50 Sedan (21 inch Wheels) | | 109/11 | | 18,37 |
| i7 M70 xDrive Sedan (20 inch Wheels) | | 109/11 | | 19,37 |
| i7 M70 xDrive Sedan (21 inch Wheels) | | 109/11 | | 19,37 |
| i7 xDrive60 Sedan (19 inch wheels) | | 112/11 | | 19,37 |
| i7 xDrive60 Sedan (20 inch wheels) | | 112/11 | | 19,37 |
| i7 xDrive60 Sedan (21 inch wheels) | | 112/11 | | 19,37 |
| iX M60 (21 inch Wheels) | | | | 28,39 |
| iX M60 (22 inch Wheels) | | | | 28,39 |
| iX xDrive40 (20 inch Wheels) | | | | 28,39 |
| iX xDrive40 (21 inch Wheels) | | | | 29,39 |
| iX xDrive40 (22 inch Wheels) | | | | 29,39 |
| iX xDrive50 (20 inch wheels) | | | | 29,39 |
| iX xDrive50 (21 inch wheels) | | | | 29,39 |
| iX xDrive50 (22 inch wheels) | | | | 29,39 |
| M2 Coupe | 88/10 | | | 13 |
| M235i xDrive Gran Coupe | | 91/12 | | 14 |
| M240i Coupe | 88/10 | | | 13 |
| M240i xDrive Coupe | 88/10 | | | 13 |
| M3 Competition M xDrive Sedan | | 95/13 | | 14 |
| M3 Competition Sedan | | 95/13 | | 14 |
| M3 CS Sedan | | 95/13 | | 14 |
| M3 Sedan | | 95/13 | | 14 |
| M340i Sedan | | 94/13 | | 14 |
| M340i xDrive Sedan | | 94/13 | | 14 |
| M4 Competition Coupe | 87/12 | | | 13 |
| M4 Competition M xDrive Convertible | 84/9 | | | 13 |
| M4 Competition M xDrive Coupe | 87/12 | | | 13 |
| M4 Coupe | 87/12 | | | 13 |
| M440i Convertible | 84/9 | | | 13 |
| M440i Coupe | 86/12 | | | 13 |
| M440i Gran Coupe | | 91/12 | | 14 |
| M440i xDrive Convertible | 84/9 | | | 13 |
| M440i xDrive Coupe | 86/12 | | | 13 |
| M440i xDrive Gran Coupe | | 91/12 | | 14 |
| M8 Competition Convertible | 81/12 | | | 13 |

| | Interior Volume (cu.ft.) Passenger / Cargo | | | |
|---------------------------|---|--------|-------|-------|
| | 2dr | 4dr | Hatch | Pg |
| M8 Competition Coupe | 81/15 | | | 13 |
| M8 Competition Gran Coupe | | 100/11 | | 16 |
| M850i xDrive Convertible | 81/12 | | | 13 |
| M850i xDrive Coupe | 81/15 | | | 13 |
| M850i xDrive Gran Coupe | | 100/16 | | 16 |
| X1 M35i | | | | 24 |
| X3 M | | | | 24 |
| X3 M Competition | | | | 24 |
| X3 M40i | | | | 24 |
| X3 sDrive30i | | | | 22 |
| X3 xDrive30i | | | | 24 |
| X4 M | | | | 24 |
| X4 M Competition | | | | 24 |
| X4 M40i | | | | 24 |
| X4 xDrive30i | | | | 24 |
| X5 M Competition | | | | 29 |
| X5 M60i xDrive | | | | 29 |
| X5 sDrive40i | | | | 27 |
| X5 xDrive40i | | | | 29 |
| X6 M Competition | | | | 29 |
| X6 M60i xDrive | | | | 29 |
| X6 xDrive40i | | | | 29 |
| X7 M60i xDrive | | | | 29 |
| X7 xDrive40i | | | | 29 |
| XM | | | | 29,34 |
| Z4 M40i | | | | 11 |
| Z4 sDrive30i | | | | 9,11 |

BUGATTI

| | | | | |
|--------------------|--|--|--|----|
| Chiron Super Sport | | | | 11 |
|--------------------|--|--|--|----|

BUICK

| | | | | |
|---------------|--|-------|--|----|
| Enclave AWD | | | | 29 |
| Enclave FWD | | | | 27 |
| Encore GX AWD | | 94/24 | | 24 |
| Encore GX FWD | | | | 23 |
| Envista | | 94/24 | | 19 |

CADILLAC

| | | | | |
|----------------|-------|--------|--|-------|
| CT4 | | 90/11 | | 14 |
| CT4 AWD | | 90/11 | | 14 |
| CT4 V | | 90/11 | | 14 |
| CT4 V AWD | | 90/11 | | 15 |
| CT5 | 99/11 | 99/11 | | 16 |
| CT5 AWD | 99/11 | 99/11 | | 16 |
| CT5 V | 99/11 | 99/11 | | 16 |
| CT5 V AWD | 99/11 | 99/11 | | 16 |
| Escalade 2WD | | | | 27,41 |
| Escalade 4WD | | | | 29,41 |
| Escalade V AWD | | | | 29 |
| LYRIQ | | 105/24 | | 23,37 |
| XT4 AWD | | 101/23 | | 24 |
| XT4 FWD | | 101/23 | | 23 |
| XT5 AWD | | | | 24 |
| XT5 FWD | | | | 23 |
| XT5 Hearse AWD | | | | 22 |
| XT5 Hearse FWD | | | | 22 |
| XT5 Limo AWD | | | | 22 |
| XT5 Limo FWD | | | | 22 |
| XT6 AWD | | 137/13 | | 24 |
| XT6 FWD | | 137/13 | | 23 |

| | Interior Volume (cu.ft.) Passenger / Cargo | | | |
|---------------------------------|---|--------|-------|------------|
| | 2dr | 4dr | Hatch | Pg |
| CHEVROLET | | | | |
| Blazer AWD | | 107/31 | | 24 |
| Blazer EV AWD | | 105/24 | | 24,38 |
| Blazer FWD | | 107/31 | | 23 |
| Camaro | 77/8 | | | 13 |
| Colorado 2WD | | | | 20 |
| Colorado 4WD | | | | 20 |
| Corvette | | | | 11 |
| Corvette AWD | | | | 11 |
| Corvette Z06 | | | | 11 |
| Corvette Z06 Carbon Aero | | | | 11 |
| Equinox AWD | | 104/30 | | 24 |
| Equinox FWD | | 104/30 | | 23 |
| Silverado 2WD | | | | 9,20,41,42 |
| Silverado 4WD | | | | 21,41,42 |
| Silverado 4WD ZR2 | | | | 21,41 |
| Silverado Cab Chassis 2WD | | | | 22 |
| Silverado Cab Chassis 4WD | | | | 22 |
| Silverado EV | | | | 9,21,37,37 |
| Silverado Mud Terrain Tires 4WD | | | | 21,41,42 |
| Suburban 2WD | | | | 27,41 |
| Suburban 4WD | | | | 29,41 |
| Tahoe 2WD | | | | 27,41 |
| Tahoe 4WD | | | | 29,41 |
| Trailblazer AWD | | | | 24 |
| Trailblazer FWD | | | | 23 |
| Trax | | 98/25 | | 19 |

CHRYSLER

| | | | | |
|-----------------|--|--|--|---------|
| Pacifica | | | | 22 |
| Pacifica AWD | | | | 22 |
| Pacifica Hybrid | | | | 9,22,33 |
| Voyager | | | | 22 |

DODGE

| | | | | |
|-----------------|--|--|--|-------|
| Durango AWD | | | | 29 |
| Durango RWD | | | | 27 |
| Durango SRT AWD | | | | 29 |
| Hornet AWD | | | | 24 |
| Hornet PHEV AWD | | | | 24,33 |

FERRARI

| | | | | |
|--------------------|------|--|------|-------|
| 812 Competizione | 58/5 | | | 11 |
| 812 Competizione A | 51/5 | | | 11 |
| Daytona SP3 | 44/0 | | | 11 |
| Purosangue | | | 97/9 | 29 |
| Roma | 80/7 | | | 13 |
| Roma Spider | 78/6 | | | 12 |
| SF90 Spider | | | | 11,33 |
| SF90 Stradale | | | | 11,33 |

FORD

| | | | | |
|---------------------------|-------|--|--|------|
| Bronco Sport 4WD | | | | 25 |
| Edge AWD | | | | 25 |
| Expedition 2WD | | | | 27 |
| Expedition 4WD | | | | 29 |
| Expedition Timberline AWD | | | | 29 |
| Maverick AWD | | | | 20 |
| Maverick FWD | | | | 20 |
| Maverick HEV FWD | | | | 9,20 |
| Maverick Tremor AWD | | | | 20 |
| Mustang | 81/12 | | | 13 |

| | Interior Volume (cu.ft.) Passenger / Cargo | | | |
|-----------------------------|---|-----|-------|----|
| | 2dr | 4dr | Hatch | Pg |
| Mustang Dark Horse | 81/12 | | | 13 |
| Mustang Performance Package | 81/12 | | | 13 |
| Ranger 2WD | | | | 20 |
| Ranger 4WD | | | | 21 |
| Ranger RAPTOR 4WD | | | | 21 |

GENESIS

| | | | | |
|--------------------------------|--|--------|--|-------|
| Electrified G80 | | 99/13 | | 16,36 |
| Electrified GV70 | | 103/29 | | 25,38 |
| G70 AWD | | 94/10 | | 15 |
| G70 RWD | | 94/10 | | 15 |
| G80 AWD | | 107/15 | | 19 |
| G90 AWD | | 109/11 | | 19 |
| G90 MHEV | | 109/11 | | 19 |
| GV60 Advanced (19 inch Wheels) | | 102/24 | | 25,38 |
| GV60 Advanced (20 inch Wheels) | | 102/24 | | 25,38 |
| GV60 PERFORMANCE | | 102/24 | | 25,38 |
| GV60 Standard | | 102/24 | | 23,37 |
| GV70 AWD | | 104/29 | | 25 |
| GV80 AWD | | | | 29 |

GMC

| | | | | |
|------------------------------|--|--------|--|----------|
| Canyon 2WD | | | | 20 |
| Canyon 4WD | | | | 20 |
| Hummer EV Pickup | | | | 21,37 |
| Hummer EV Pickup MT Tires | | | | 21,37 |
| Hummer EV SUV | | | | 29,39 |
| Hummer EV SUV MT Tires | | | | 29,39 |
| Sierra 2WD | | | | 21,41,42 |
| Sierra 4WD | | | | 21,41,42 |
| Sierra 4WD AT4X | | | | 21,41 |
| Sierra Cab Chassis 2WD | | | | 22 |
| Sierra Cab Chassis 4WD | | | | 22 |
| Sierra Mud Terrain Tires 4WD | | | | 21,41,42 |
| Terrain AWD | | 104/30 | | 25 |
| Terrain FWD | | | | 23 |
| Yukon 2WD | | | | 28,41 |
| Yukon 4WD | | | | 29,41 |
| Yukon XL 2WD | | | | 28,41 |
| Yukon XL 4WD | | | | 29,41 |

HONDA

| | | | | |
|-------------------------------|--|--------|-------|------|
| Accord | | 106/17 | | 19 |
| Accord Hybrid | | 106/17 | | 9,19 |
| Accord Hybrid Sport/Touring | | 103/17 | | 16 |
| Civic 4Dr | | 99/15 | | 17 |
| Civic 5Dr | | | 99/24 | 19 |
| CR-V AWD | | | | 25 |
| CR-V FWD | | | | 23 |
| HR-V AWD | | 99/24 | | 20 |
| HR-V FWD | | 99/24 | | 20 |
| Odyssey | | | | 22 |
| Passport AWD | | | | 25 |
| Pilot AWD | | | | 29 |
| Pilot AWD Touring/Elite/Black | | | | 29 |
| Pilot AWD TrailSport | | | | 29 |
| Pilot FWD | | | | |

HYUNDAI

| | | | | |
|---------|--|-------|--|----|
| Elantra | | 99/14 | | 17 |
|---------|--|-------|--|----|

| | Interior Volume (cu.ft.) Passenger / Cargo | | | |
|---|---|--------|-------|---------|
| | 2dr | 4dr | Hatch | Pg |
| Elantra Hybrid | | 99/14 | | 17 |
| Elantra Hybrid Blue | | 99/14 | | 17 |
| Ioniq 5 Long range AWD | | | | 25,38 |
| Ioniq 5 Long range RWD | | | | 23,37 |
| Ioniq 5 Standard range RWD | | | | 23,37 |
| Ioniq 6 Long range AWD (18 inch Wheels) | | 105/11 | | 17,36 |
| Ioniq 6 Long range AWD (20 inch Wheels) | | 105/11 | | 17,36 |
| Ioniq 6 Long range RWD (18 inch Wheels) | | 105/11 | | 9,17,36 |
| Ioniq 6 Long range RWD (20 inch Wheels) | | 105/11 | | 17,36 |
| Ioniq 6 Standard Range RWD | | 105/11 | | 17,36 |
| Kona AWD | | | | 25 |
| Kona Electric Long Range | | 101/26 | | 37 |
| Kona FWD | | | | 23 |
| Palisade AWD | | 155/18 | | 25 |
| Palisade FWD | | 155/18 | | 23 |
| Santa Cruz AWD | | | | 25 |
| Santa Cruz FWD | | | | 23 |
| Sonata AWD | | 104/16 | | 19 |
| Sonata FWD | | 104/16 | | 19 |
| Tucson AWD | | | | 25 |
| Tucson FWD | | | | 23 |
| Tucson Hybrid | | | | 25 |
| Tucson Hybrid Blue | | | | 25 |
| Tucson Plug-in Hybrid | | | | 25,34 |
| Venue | | | | 23 |

INFINITI

| | | | | |
|----------|--|--|--|----|
| QX50 | | | | 23 |
| QX50 AWD | | | | 25 |
| QX55 AWD | | | | 25 |
| QX60 AWD | | | | 29 |
| QX60 FWD | | | | 28 |
| QX80 2WD | | | | 28 |
| QX80 4WD | | | | 29 |

JAGUAR

| | | | | |
|---------------------------------------|--|-------|--|-------|
| E-Pace | | | | 25 |
| F-Pace | | | | 25 |
| F-Pace P400 MHEV | | | | 25 |
| F-Pace SVR | | | | 25 |
| F-Type P450 AWD R-Dynamic Convertible | | | | 11 |
| F-Type P450 AWD R-Dynamic Coupe | | | | 11 |
| F-Type P450 RWD Convertible | | | | 11 |
| F-Type P450 RWD Coupe | | | | 11 |
| F-Type R AWD Convertible | | | | 11 |
| F-Type R AWD Coupe | | | | 11 |
| I-Pace EV400 (20 inch tires) | | | | 25,38 |
| I-Pace EV400 (22 inch tires) | | | | 25,38 |
| XF P250 | | 97/14 | | 17 |
| XF P300 AWD | | 97/14 | | 17 |

JEEP

| | | | | |
|----------------------|--|--|--|-------|
| Compass 4WD | | | | 25 |
| Grand Cherokee 2WD | | | | 28 |
| Grand Cherokee 4WD | | | | 29 |
| Grand Cherokee 4xe | | | | 29,34 |
| Grand Cherokee L 2WD | | | | 28 |
| Grand Cherokee L 4WD | | | | 29 |
| Grand Wagoneer 4WD | | | | 30 |

| | Interior Volume (cu.ft.) Passenger / Cargo | | | |
|--------------------------|---|-----|-------|-------|
| | 2dr | 4dr | Hatch | Pg |
| Grand Wagoneer L 4WD | | | | 30 |
| Wagoneer 2WD | | | | 28 |
| Wagoneer 4WD | | | | 30 |
| Wagoneer L 2WD | | | | 28 |
| Wagoneer L 4WD | | | | 30 |
| Wrangler 2dr 4WD | | | | 25 |
| Wrangler 4dr 4WD | | | | 25 |
| Wrangler 4dr 4xe | | | | 25,34 |
| Wrangler Rubicon 2dr 4WD | | | | 25 |
| Wrangler Rubicon 4dr 4WD | | | | 25 |

KIA

| | | | | |
|-------------------------------------|--|--------|--|---------|
| Carnival | | | | 22 |
| EV6 AWD GT | | | | 25,38 |
| EV6 Long Range AWD (19 inch Wheels) | | | | 25,38 |
| EV6 Long Range AWD (20 inch Wheels) | | | | 25,38 |
| EV6 Long Range RWD | | | | 9,23,37 |
| EV6 Standard Range RWD | | | | 9,23,37 |
| EV9 Long Range AWD | | | | 30,39 |
| EV9 Long Range AWD GT-Line | | | | 30,39 |
| EV9 Long Range RWD | | | | 28,38 |
| EV9 Standard Range RWD | | | | 28,38 |
| Forte | | 96/15 | | 17 |
| Forte FE | | 96/15 | | 17 |
| K5 | | 105/16 | | 19 |
| K5 AWD | | 105/16 | | 19 |
| Niro | | 105/23 | | 23 |
| Niro Electric | | 100/23 | | 23,37 |
| Niro FE | | 105/23 | | 9,23 |
| Seltos AWD | | | | 25 |
| Seltos FWD | | | | 23 |
| Sorento Hybrid AWD | | | | 25 |
| Sorento Hybrid FWD | | | | 23 |
| Sorento Plug-in Hybrid | | | | 25,34 |
| Soul | | 101/24 | | 20 |
| Soul Eco dynamics | | 101/24 | | 9,20 |
| Sportage AWD | | | | 26 |
| Sportage FWD | | | | 23 |
| Sportage Hybrid AWD | | | | 26 |
| Sportage Hybrid FWD | | | | 26 |
| Sportage Plug-in Hybrid | | | | 26,34 |
| Sportage X-pro | | | | 26 |
| Telluride AWD | | 157/21 | | 26 |
| Telluride FWD | | 157/21 | | 23 |

LAMBORGHINI

| | | | | |
|-------------------|--|--------|--|----|
| Huracan Coupe 2WD | | | | 11 |
| Huracan Spyder | | | | 11 |
| Huracan Sterrato | | | | 11 |
| Urus Performante | | 104/16 | | 20 |
| Urus S | | 104/16 | | 30 |

LAND ROVER

| | | | | |
|------------------------|--|--|--|----|
| Defender 110 | | | | 30 |
| Defender 110 MHEV | | | | 30 |
| Defender 130 Outbound | | | | 30 |
| Defender 130 P300 MHEV | | | | 30 |
| Defender 130 P400 MHEV | | | | 30 |
| Defender 90 | | | | 30 |
| Defender 90 MHEV | | | | 30 |
| Discovery | | | | 30 |
| Discovery MHEV | | | | 30 |
| Discovery Sport | | | | 26 |

| | Interior Volume (cu.ft.) Passenger / Cargo | | | |
|-----------------------------|---|-----|-------|----|
| | 2dr | 4dr | Hatch | Pg |
| Range Rover Evoque | | | | 26 |
| Range Rover LWB MHEV | | | | 30 |
| Range Rover MHEV | | | | 30 |
| Range Rover P360 LWB MHEV | | | | 30 |
| Range Rover P360 MHEV | | | | 30 |
| Range Rover P400 LWB MHEV | | | | 30 |
| Range Rover P400 MHEV | | | | 30 |
| Range Rover Sport MHEV | | | | 30 |
| Range Rover Sport P360 MHEV | | | | 30 |
| Range Rover Sport P400 MHEV | | | | 30 |
| Range Rover Sport SVR MHEV | | | | 30 |
| Range Rover SV LWB MHEV | | | | 30 |
| Range Rover SV MHEV | | | | 30 |
| Range Rover Velar | | | | 26 |
| Range Rover Velar P340 MHEV | | | | 26 |
| Range Rover Velar P400 MHEV | | | | 26 |

LEXUS

| | | | | |
|--------------------|--|-------|-------|-------|
| ES 250 AWD | | 97/14 | | 17 |
| ES 300h | | 97/14 | | 17 |
| ES 350 | | 98/14 | | 17 |
| ES 350 F Sport | | 98/14 | | 17 |
| IS 300 | | 90/11 | | 15 |
| IS 300 AWD | | 90/11 | | 15 |
| IS 350 | | 90/11 | | 15 |
| IS 350 AWD | | 90/11 | | 15 |
| IS 500 | | 90/11 | | 15 |
| LC 500 | | 86/5 | | 13 |
| LC 500 Convertible | | 75/3 | | 12 |
| LC 500h | | 86/5 | | 13 |
| LS 500 | | 99/13 | | 17 |
| LS 500 AWD | | 99/13 | | 17 |
| LS 500h AWD | | 99/12 | | 17 |
| LX 600 | | | | 30 |
| NX 250 | | | | 23 |
| NX 250 AWD | | | | 26 |
| NX 350 AWD | | | | 26 |
| NX 350 AWD F Sport | | | | 26 |
| NX 350h AWD | | | | 26 |
| NX 450h Plus AWD | | | | 26,34 |
| RC 300 | | 84/10 | | 13 |
| RC 300 AWD | | 84/10 | | 13 |
| RC 350 | | 84/10 | | 14 |
| RC 350 AWD | | 84/10 | | 14 |
| RC F | | 79/10 | | 14 |
| RX 350 | | | | 23 |
| RX 350 AWD | | | | 26 |
| RX 350h AWD | | | | 26 |
| RX 500h AWD | | | | 26 |
| TX 350 | | | | 28 |
| TX 350 AWD | | | | 30 |
| TX 500h AWD | | | | 30 |
| UX 250h | | | 90/17 | 15 |
| UX 250h AWD | | | 90/17 | 15 |

LINCOLN

| | | | | |
|---------------|--|--|--|----|
| Navigator 4WD | | | | 30 |
|---------------|--|--|--|----|

LUCID

| | | | | |
|----------------------------------|--|--------|--------|---------|
| Air Pure RWD with 19 inch wheels | | | | |
| Air Pure RWD with 20 inch wheels | | 101/32 | | 9,19,37 |
| | | | 101/32 | 19,37 |

**Interior Volume (cu.ft.)
Passenger / Cargo**

| | 2dr | 4dr | Hatch | Pg |
|-------------------------|-----|--------|-------|-------|
| Air Sapphire AWD | | 99/32 | | 19,37 |
| MASERATI | | | | |
| Ghibli GT | | 108/10 | | 17 |
| Ghibli Modena AWD | | 108/10 | | 17 |
| Ghibli Modena RWD | | 108/10 | | 17 |
| Ghibli Trofeo | | 108/10 | | 17 |
| GranTurismo Modena | | 89/9 | | 14 |
| GranTurismo Trofeo | | 89/9 | | 14 |
| Grecale GT | | | | 26 |
| Grecale Modena | | | | 26 |
| Grecale Trofeo | | | | 26 |
| Levante GT | | | | 30 |
| Levante Modena | | | | 30 |
| Levante Modena V8 | | | | 30 |
| Levante Trofeo | | | | 30 |
| MC20 | | | | 11 |
| MC20 Spyder | | | | 11 |
| Quattroporte GT | | 114/19 | | 19 |
| Quattroporte Modena AWD | | 114/19 | | 19 |
| Quattroporte Modena RWD | | 114/19 | | 19 |
| Quattroporte Trofeo | | 114/19 | | 19 |

MAZDA

| | | | | |
|--------------|--|-------|-------|----|
| 3 4-Door 2WD | | 93/13 | | 15 |
| 3 4-Door 4WD | | 93/13 | | 15 |
| 3 5-Door 2WD | | | 93/20 | 17 |
| 3 5-Door 4WD | | | 93/20 | 17 |
| CX-30 4WD | | | | 26 |
| CX-5 4WD | | | | 26 |
| CX-50 4WD | | | | 26 |
| CX-90 4WD | | | | 30 |

MERCEDES-BENZ

| | | | | |
|-------------------------------|-------|--------|--|-------|
| AMG CLA35 4matic | | 89/12 | | 15 |
| AMG CLA45 S 4matic | 89/12 | | | 15 |
| AMG EQE 4matic Plus | | 101/11 | | 17,36 |
| AMG EQE 4matic Plus (SUV) | | 107/23 | | 30,39 |
| AMG EQS 4matic Plus | | 103/35 | | 19,37 |
| AMG GLA35 4matic | | 99/9 | | 20 |
| AMG GLB35 4matic | | 125/12 | | 20 |
| AMG GLE53 4matic Plus | | | | 30 |
| AMG GLE53 4matic Plus Coupe | | | | 30 |
| AMG GLE63 S 4matic Plus | | | | 30 |
| AMG GLE63 S 4matic Plus Coupe | | | | 30 |
| AMG GLS63 4matic Plus | | | | 30 |
| AMG GT 43 4matic Plus | | 96/13 | | 15 |
| AMG GT 53 4matic Plus | | 96/13 | | 15 |
| AMG GT 63 4matic Plus | | 96/13 | | 15 |
| C300 | | 93/12 | | 15 |
| C300 4matic | | 93/12 | | 15 |
| CLA250 | | 89/12 | | 15 |
| CLA250 4matic | | 89/12 | | 15 |
| EQE 350 4matic | | 101/11 | | 17,36 |
| EQE 350 Plus | | 101/11 | | 17,36 |
| EQE 500 4matic | | 101/11 | | 17,36 |
| EQS 450 4matic | | 103/35 | | 19,37 |
| EQS 450 Plus | | 103/35 | | 19,37 |
| EQS 580 4matic | | 103/35 | | 19,37 |
| EQS 680 4matic Maybach (SUV) | | | | 31,39 |
| G550 | | | | 31 |
| GLA250 | | | | 22 |
| GLA250 4matic | | | | 26 |

**Interior Volume (cu.ft.)
Passenger / Cargo**

| | 2dr | 4dr | Hatch | Pg |
|-----------------------|--------|-----|-------|----|
| GLB250 | | | | 22 |
| GLB250 4matic | | | | 26 |
| GLC300 | | | | 23 |
| GLC300 4matic | | | | 26 |
| GLC300 4matic Coupe | | | | 26 |
| GLE350 | | | | 26 |
| GLE350 4matic | | | | 26 |
| GLE450 4matic | | | | 31 |
| GLE580 4matic | | | | 31 |
| GLS450 4matic | | | | 31 |
| GLS580 4matic | | | | 31 |
| GLS600 4matic Maybach | | | | 31 |
| S580 4matic | 107/14 | | | 19 |
| S580 4matic Maybach | 118/13 | | | 19 |

MINI

| | | | | |
|----------------------------------|------|--|-------|-------|
| Cooper Convertible | 76/5 | | | 9,12 |
| Cooper Countryman | | | 97/18 | 17 |
| Cooper Countryman All4 | | | 97/18 | 17 |
| Cooper Hardtop 2 door | | | 80/9 | 9,14 |
| Cooper Hardtop 4 door | | | 84/9 | 9,14 |
| Cooper S Clubman | | | 92/18 | 17 |
| Cooper S Clubman All4 | | | 92/18 | 17 |
| Cooper S Convertible | 76/5 | | | 12 |
| Cooper S Countryman | | | 97/18 | 17 |
| Cooper S Countryman All4 | | | 97/18 | 17 |
| Cooper S Hardtop 2 door | | | 80/9 | 14 |
| Cooper S Hardtop 4 door | | | 84/9 | 14 |
| Cooper SE Hardtop 2 door | | | 80/9 | 14,36 |
| JCW Countryman All4 | | | 97/18 | 17 |
| John Cooper Works Clubman All4 | | | 92/18 | 17 |
| John Cooper Works Convertible | 76/5 | | | 12 |
| John Cooper Works Hardtop 2 door | | | 80/9 | 14 |

MITSUBISHI

| | | | | |
|----------------------|--|-------|-------|-------|
| Eclipse Cross 2WD | | | | 23 |
| Eclipse Cross 4WD | | | | 26 |
| Eclipse Cross ES 4WD | | | | 26 |
| Mirage | | 86/17 | 86/17 | 15 |
| Mirage G4 | | 89/12 | | 15 |
| Outlander 2WD | | | | 23 |
| Outlander 4WD | | | | 26 |
| Outlander PHEV | | | | 31,34 |
| Outlander Sport 2WD | | | | 23 |
| Outlander Sport 4WD | | | | 26 |

NISSAN

| | | | | |
|--------------------|------|--------|-------|-------|
| Altima | | 101/15 | | 17 |
| Altima AWD | | 101/15 | | 17 |
| Altima SL/SR | | 101/15 | | 18 |
| Altima SR | | 101/15 | | 18 |
| Armada 2WD | | | | 28 |
| Armada 4WD | | | | 31 |
| Frontier 2WD | | | | 21 |
| Frontier 4WD | | | | 21 |
| Frontier 4WD PRO4X | | | | 21 |
| GT-R | 79/9 | | | 14 |
| Kicks | | | 93/25 | 18 |
| LEAF | | | 92/24 | 18,36 |
| LEAF SV | | | 92/24 | 18,36 |
| Murano AWD | | 108/28 | | 20 |
| Murano FWD | | 108/28 | | 20 |

**Interior Volume (cu.ft.)
Passenger / Cargo**

| | 2dr | 4dr | Hatch | Pg |
|---------------------------|-----|-------|-------|----|
| Pathfinder 2WD | | | | 23 |
| Pathfinder 4WD | | | | 26 |
| Pathfinder 4WD Platinum | | | | 31 |
| Pathfinder 4WD Rock Creek | | | | 26 |
| Sentra | | 96/14 | | 18 |
| Sentra SR | | 96/14 | | 18 |
| Titan 2WD | | | | 21 |
| Titan 4WD | | | | 21 |
| Titan 4WD PRO4X | | | | 21 |
| Versa | | 89/15 | | 15 |
| Z | | | | 11 |
| Z NISMO | | | | 11 |

POLESTAR

| | | | | |
|---------------------------------|--|-------|--|-------|
| 2 Dual Motor (19 Inch Wheels) | | 89/26 | | 18,37 |
| 2 Dual Motor (20 Inch Wheels) | | 89/26 | | 18,37 |
| 2 Dual Motor Performance Pack | | 89/26 | | 18,37 |
| 2 Single Motor (19 Inch Wheels) | | 89/26 | | 18,37 |
| 2 Single Motor (20 Inch Wheels) | | 89/26 | | 18,37 |

PORSCHE

| | | | | |
|-----------------------------|------|--|--|----|
| 718 Boxster | | | | 11 |
| 718 Boxster GTS | | | | 11 |
| 718 Boxster S | | | | 11 |
| 718 Cayman | | | | 11 |
| 718 Cayman GTS | | | | 11 |
| 718 Cayman S | | | | 11 |
| 718 GT4 RS | | | | 11 |
| 911 Carrera | 70/5 | | | 12 |
| 911 Carrera 4 | 70/5 | | | 12 |
| 911 Carrera 4 Cabriolet | 68/5 | | | 12 |
| 911 Carrera 4 GTS | 70/5 | | | 12 |
| 911 Carrera 4 GTS Cabriolet | 68/5 | | | 12 |
| 911 Carrera 4S | 70/5 | | | 12 |
| 911 Carrera 4S Cabriolet | 68/5 | | | 12 |
| 911 Carrera Cabriolet | 68/5 | | | 12 |
| 911 Carrera GTS | 70/5 | | | 12 |
| 911 Carrera GTS Cabriolet | 68/5 | | | 12 |
| 911 Carrera S | 70/5 | | | 12 |
| 911 Carrera S Cabriolet | 68/5 | | | 12 |
| 911 Carrera T | 70/5 | | | 12 |
| 911 Dakar | 70/5 | | | 12 |
| 911 GT3 | 70/5 | | | 11 |
| 911 GT3 RS | | | | 11 |
| 911 GT3 Touring | 70/5 | | | 11 |
| 911 Targa 4 | 70/5 | | | 12 |
| 911 Targa 4 GTS | 70/5 | | | 12 |
| 911 Targa 4S | 70/5 | | | 12 |
| 911 Turbo | 70/5 | | | 12 |
| 911 Turbo Cabriolet | 70/5 | | | 12 |
| 911 Turbo S | 70/5 | | | 12 |
| 911 Turbo S Cabriolet | 70/5 | | | 12 |
| Cayenne | | | | 31 |
| Cayenne Coupe | | | | 31 |
| Cayenne S | | | | 31 |
| Cayenne S Coupe | | | | 31 |
| Macan | | | | 26 |
| Macan GTS | | | | 26 |
| Macan S | | | | 26 |
| Macan T | | | | 26 |

| | Interior Volume (cu.ft.) Passenger / Cargo | | | |
|------------------------------------|---|-------|-------|-------|
| | 2dr | 4dr | Hatch | Pg |
| Taycan 4 Cross Turismo | | | 90/24 | 18,37 |
| Taycan 4S Performance Battery | | 89/12 | | 15,36 |
| Taycan 4S Performance Battery Plus | | 89/12 | | 15,36 |
| Taycan GTS | | 89/11 | | 15,36 |
| Taycan GTS Sport Turismo | | | 90/12 | 15,36 |
| Taycan Performance Battery | | 90/12 | | 15,36 |
| Taycan Performance Battery Plus | | 90/12 | | 15,36 |
| Taycan Turbo | | 89/11 | | 15,36 |
| Taycan Turbo Cross Turismo | | | 92/24 | 18,37 |
| Taycan Turbo S | | 89/11 | | 15,36 |
| Taycan Turbo S Cross Turismo | | | 93/24 | 18,37 |

RAM

| | | | | |
|--------------|--|--|--|----|
| 1500 2WD | | | | 21 |
| 1500 4WD | | | | 22 |
| 1500 HFE 2WD | | | | 21 |
| 1500 TRX 4WD | | | | 22 |

RIVIAN

| | | | | |
|--------------------------------------|--|--|--|-------|
| R1S All-Terrain Quad Large (20 inch) | | | | 31,39 |
|--------------------------------------|--|--|--|-------|

ROLLS-ROYCE

| | | | | |
|--------------------------------------|--|--------|--|-------|
| Cullinan | | 113/21 | | 20 |
| Cullinan Black Badge | | 113/21 | | 20 |
| Ghost | | 111/13 | | 19 |
| Ghost Black Badge | | 111/13 | | 19 |
| Ghost Extended | | 120/13 | | 19 |
| Phantom | | 116/15 | | 19 |
| Phantom Extended | | 127/15 | | 19 |
| Spectre (22 inch wheels) | | 94/10 | | 15,36 |
| Spectre (23 inch wheels) | | 94/10 | | 15,36 |
| Spectre Black Badge (22 inch wheels) | | 94/10 | | 15,36 |
| Spectre Black Badge (23 inch wheels) | | 94/10 | | 15,36 |

SUBARU

| | | | | |
|---------------------------------|--|--------|--|-------|
| Ascent | | | | 31 |
| Ascent Limited/Touring/Onyx AWD | | | | 31 |
| Crosstrek AWD | | | | 27 |
| Crosstrek Wilderness AWD | | | | 27 |
| Forester AWD | | | | 27 |
| Forester Wilderness AWD | | | | 27 |
| Impreza | | 100/20 | | 20 |
| Legacy AWD | | 105/15 | | 18 |
| Outback AWD | | | | 27 |
| Outback Wilderness AWD | | | | 27 |
| Solterra AWD | | | | 27,38 |
| Solterra Limited/Touring AWD | | | | 27,38 |

TOYOTA

| | | | | |
|-------------------------|--|--------|--|----|
| 4Runner 2WD | | | | 28 |
| 4Runner 4WD | | | | 31 |
| Camry | | 100/14 | | 18 |
| Camry AWD LE/SE | | 100/15 | | 18 |
| Camry AWD XLE/XSE | | 100/15 | | 18 |
| Camry Hybrid LE | | 100/15 | | 18 |
| Camry Hybrid SE/XLE/XSE | | 100/15 | | 18 |
| Camry LE/SE | | 100/14 | | 18 |

| | Interior Volume (cu.ft.) Passenger / Cargo | | | |
|---------------------------------------|---|--------|-------|-------|
| | 2dr | 4dr | Hatch | Pg |
| Camry TRD | | 100/14 | | 18 |
| Camry XLE/XSE | | 100/14 | | 18 |
| Camry XSE | | 100/14 | | 18 |
| Corolla | | 89/13 | | 15 |
| Corolla Hatchback | | | 85/18 | 15 |
| Corolla Hatchback XSE | | | 85/18 | 15 |
| Corolla Hybrid | | 89/13 | | 9,15 |
| Corolla Hybrid AWD | | 89/13 | | 15 |
| Crown AWD | | 98/13 | | 18 |
| GR Corolla | | | 67/27 | 14 |
| GR Supra | | | | 11 |
| Grand Highlander AWD LE/XLE | | | | 31 |
| Grand Highlander AWD Limited/Platinum | | | | 31 |
| Grand Highlander Hybrid | | | | 9,28 |
| Grand Highlander Hybrid AWD | | | | 31 |
| Grand Highlander Hybrid Limited | | | | 28 |
| Grand Highlander LE/XLE | | | | 28 |
| Grand Highlander Limited | | | | 28 |
| Prius | | 91/24 | | 9,18 |
| Prius AWD | | 91/24 | | 18 |
| Prius AWD XLE/LTD | | 91/24 | | 18 |
| Prius Prime | | 91/20 | | 18,33 |
| Prius Prime SE | | 91/20 | | 18,33 |
| Prius XLE/LTD | | 91/24 | | 18 |
| RAV4 | | | | 24 |
| RAV4 AWD | | | | 27 |
| RAV4 AWD LE | | | | 27 |
| RAV4 AWD TRD OFFROAD | | | | 27 |
| RAV4 Hybrid AWD | | | | 27 |
| RAV4 Hybrid AWD Woodland Edition | | | | 27 |
| RAV4 Prime 4WD | | | | 27,34 |
| Sequoia 2WD | | | | 28 |
| Sequoia 4WD | | | | 31 |
| Sienna 2WD | | | | 9,22 |
| Sienna AWD | | | | 22 |
| Tundra 2WD | | | | 21 |
| Tundra 4WD | | | | 22 |
| Tundra 4WD PRO | | | | 22 |
| Venza AWD | | | | 27 |

VINFAST

| | | | | |
|-----------|--|--|--|-------|
| VF 9 Eco | | | | 22,37 |
| VF 9 Plus | | | | 22,37 |

VOLKSWAGEN

| | | | | |
|----------------------------|--|--------|-------|-------|
| Arteon 4motion | | 96/27 | | 19 |
| Atlas | | | | 24 |
| Atlas 4motion Peak Edition | | | | 27 |
| Atlas Cross Sport | | | | 24 |
| Atlas Cross Sport 4motion | | | | 27 |
| Atlas SE 4motion | | | | 27 |
| Atlas SEL 4motion | | | | 27 |
| GLI | | 94/16 | | 16 |
| Golf R | | | 93/16 | 16 |
| GTI | | | 93/16 | 16 |
| ID.4 AWD Pro | | 100/30 | | 27,38 |
| ID.4 AWD Pro S | | 100/30 | | 27,38 |
| ID.4 Pro | | 100/30 | | 24,38 |
| Jetta | | 94/16 | | 16 |
| Jetta Sport/SE/SEL | | 94/16 | | 16 |
| Taos | | 100/28 | | 24 |
| Taos 4motion | | 100/28 | | 27 |

| | Interior Volume (cu.ft.) Passenger / Cargo | | | |
|-----------------------|---|-----|-------|----|
| | 2dr | 4dr | Hatch | Pg |
| Tiguan | | | | 24 |
| Tiguan 4motion | | | | 27 |
| Tiguan R-Line 4motion | | | | 27 |
| Tiguan S | | | | 24 |

VOLVO

| | | | | |
|----------------------|--|--------|--|-------|
| C40 Recharge | | | | 24,38 |
| C40 Recharge twin | | | | 27,38 |
| S60 B5 | | 93/12 | | 16 |
| S60 B5 AWD | | 93/12 | | 16 |
| S60 T8 AWD Recharge | | 93/12 | | 16,33 |
| S90 B6 AWD | | 102/14 | | 18 |
| V60CC B5 AWD | | 94/29 | | 20 |
| V90CC B6 AWD | | 98/34 | | 9,20 |
| XC40 B5 AWD | | | | 27 |
| XC40 Recharge | | | | 24,38 |
| XC40 Recharge twin | | | | 27,38 |
| XC60 B5 AWD | | | | 27 |
| XC60 T8 AWD Recharge | | | | 27,34 |
| XC90 B5 AWD | | | | 31 |
| XC90 B6 AWD | | | | 31 |
| XC90 T8 AWD Recharge | | | | 31,34 |



Fuel economy for city, highway, and combined city/highway driving (55% city and 45% highway) in miles per gallon

Combined city/highway fuel economy range for vehicles in same EPA vehicle class and fuel economy for most efficient vehicle overall for model year

Technology and fuel type, such as gasoline, diesel, flexible fuel (gasoline-ethanol [E85]), plug-in hybrid (electricity-gasoline), and electric vehicle

Fuel consumption in gallons per 100 miles in combined city/highway driving

Annual fuel cost based on 15,000 miles per year and an average fuel price

Annual mileage, fuel cost, and other assumptions used to calculate estimates on the sticker

Compares fuel economy and tailpipe greenhouse gas emissions to those of other vehicles of the same model year on a scale of 1 (worst) to 10 (best). Upstream emissions estimates are available at fuelconomy.gov.

QR Code. Scan the code with your smart phone to link to official information on fuelconomy.gov (requires scanner app).

Fuel cost savings or extra expenditure compared to an "average" new vehicle of the same model year (28 mpg for model year 2023)

Compares tailpipe emissions of smog-producing pollutants to those of other vehicles of the same model year on a scale of 1 (worst) to 10 (best)

EPA DOT Fuel Economy and Environment Gasoline Vehicle

Fuel Economy
35 MPG
 combined city/hwy 32 city 40 highway
 2.9 gallons per 100 miles

Midsize cars range from 15 to 132 MPGe. The best vehicle rates 132 MPGe.

You save \$1,750 in fuel costs over 5 years compared to the average new vehicle.

Annual fuel cost \$1,250

Fuel Economy & Greenhouse Gas Rating (tailpipe only) **7** Best
 This vehicle emits 253 grams CO₂ per mile. The best emits 0 grams per mile (tailpipe only). Producing and distributing fuel also create emissions. Learn more at fuelconomy.gov.

Smog Rating (tailpipe only) **5** Best

Actual results will vary for many reasons, including driving conditions and how you drive and maintain your vehicle. The average new vehicle gets 28 MPG and costs \$8,000 to fuel over 5 years. Cost estimates are based on 15,000 miles per year at \$2.95 per gallon. MPGe is miles per gasoline gallon equivalent. Vehicle emissions are a significant cause of climate change and smog.

fuelconomy.gov
 Calculate personalized estimates and compare vehicles

Smartphone QR Code
 SAMPLE

